


# Molteni & C

## FILIGREE — RODOLFO DORDONI 2013

1—  
3



Filigree is a range of fixed size and extension tables. The technology used in the discreet Filigree main element allows an extendable table with an invisible lateral telescopic system. The entire top is without cuts, and extends to double its size. It allows the maximum use of space thanks to the outer legs, minimum thickness of the tops, and above all its mechanism containment structure and extensions which are only 38 mm internal thickness. The tables are available in different materials and finishes to meet all needs.

### DATASHEET

REGISTERED  
DESIGN

IX.2023

## FINISHES

### EXTENDABLE TABLE TOP FINISHES

woods (eucalyptus, thermo oak, graphite oak, coffee oak)

### FIXED TABLE TOP FINISHES

woods (eucalyptus, thermo oak, graphite oak, coffee oak)

coloured glass in the Molteni colour range

etched coloured glass in the Molteni colour range

black marquina marble

emperador dark marble

white Carrara marble

orient grey marble

green alpine marble

silver wave marble

Sahara noir marble

calacatta marble

### STRUCTURE FINISHES

black nickel

pewter colour (satin finish)

## TECHNICAL INFORMATION

### FIXED TABLE STRUCTURE

Extruded anodized aluminium, painted, with internal metal frame and plywood crosspieces.

### EXTENDABLE TABLE STRUCTURE

Anodised extruded aluminium with internal metal frame and runners on extruded aluminium tracks. Telescopic cover profile of the extendable table in extruded plastic.

### GLASS TOP

Transparent or etched extra light glass, tempered, th. 6 mm, painted in colours in the Molteni range.

### WOOD TOP AND EXTENSIONS

Composite panel of medium density fibre and aluminium sheets, th. 1mm, covered in wood veneer.

### MARBLE TOP

Marble in Range finishes with anti-stain, water-repellent treatments.

### FIXED TABLE BASE

Wood particleboard panel with painted melamine facing.

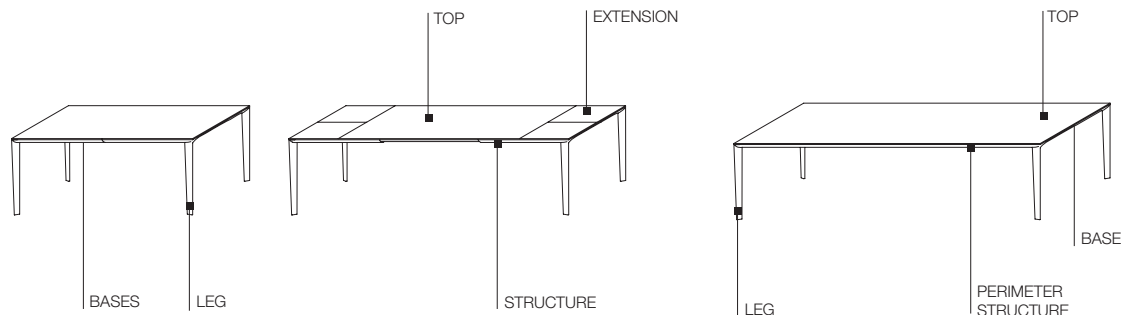
### EXTENDABLE TABLE BASE

Medium density fibre composite panel with external surface in anodised aluminium sheet, th. 1mm.

### LEG

Die-cast aluminium: brushed, polished, chromed, or painted.

Internal metal brace and foot in non-slip plastic.



## DATASHEET

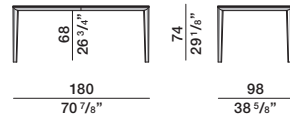
REGISTERED  
DESIGN

IX.2023

**DIMENSIONS**

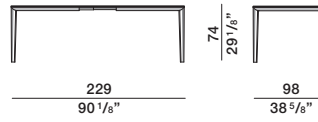
**extendable rectangular table**

**FTA18/10 closed**



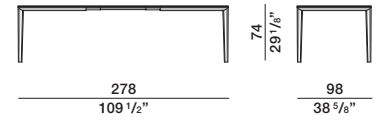
black nickel/  
 pewter colour  
 structure

**FTA18/10 partially open**



black nickel/  
 pewter colour  
 structure

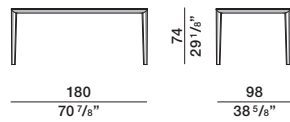
**FTA18/10 fully open**



black nickel/  
 pewter colour  
 structure

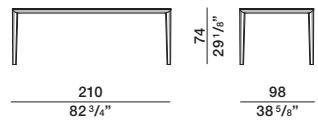
**fixed rectangular tables**

**FTF18/10**



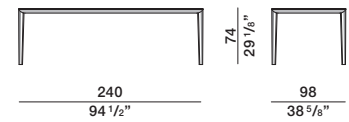
black nickel/  
 pewter colour  
 structure

**FTF21/10**



black nickel/  
 pewter colour  
 structure


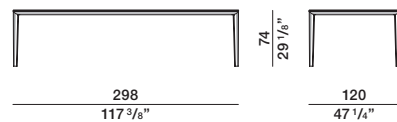
**FTF24/10**



black nickel/  
 pewter colour  
 structure

**fixed rectangular table**

**FTF28/12**



black nickel/  
 pewter colour  
 structure