

## RIBBON — VINCENT VAN DUYSSEN 2015

1—  
6



Ribbon is a fabulously soft textile bed with a young, modern design, using natural materials. Ribbon, by Vincent Van Duysen, marks his debut with Molteni&C. The textile or leather upholstery hooks up to a ribbon, with leather details, that runs all the way round the headboard and bed and serves both a structural and an aesthetic purpose. As in a rosette, the soft and inviting silhouette underlines the familiarity of the object. The tall and softly padded headboard makes it a highly contemporary product, suitable for the most discerning customers.

**In case of customer slatted base and/or mattress, check the correspondence of the measurements with the standard ones in the price list.**

**For the versions with lifting base, please consider a mattress weight limit of 45 kg.**



This symbol shows that the product has removable upholstery. Only qualified personnel can remove the upholstery of some of our products. If this information is pertinent, it will be included in the warnings section.



This symbol shows that the product is available on request in a fire resistant version that complies with the standards BS 5852 and TB 117-2013.

The buyer is responsible for checking to make sure that the product is suitable and compliant with the requirements for the designated use and the current applicable laws and standards for the destination and use of the product.

**DATASHEET**

REGISTERED  
DESIGN

2026

## FINISHES

### COVERS

**Fabric and leather covers are difficult to remove.**

## TECHNICAL INFORMATION

### HEADBOARD

Structure in veneer with foam rubber padding in varying densities. Velour cover.

### BED SURROUND (BED WITH HEADBOARD OR VERSION WITH BED SURROUND ONLY)

Structure in solid and multi-layer wood with moulded polyurethane padding and velour cover.

### BASES (FOR BED-BASE STORAGE CONTAINER)

Melamine finished chipboard panelling with positioning handles.

### FEET

Anodised aluminium with floor slides in non-slip plastic.

### REMOVABLE OUTER COVERS

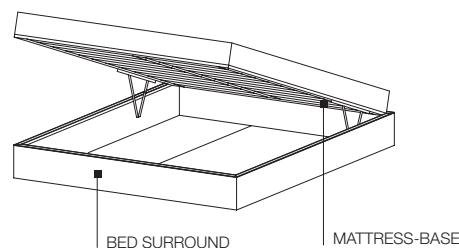
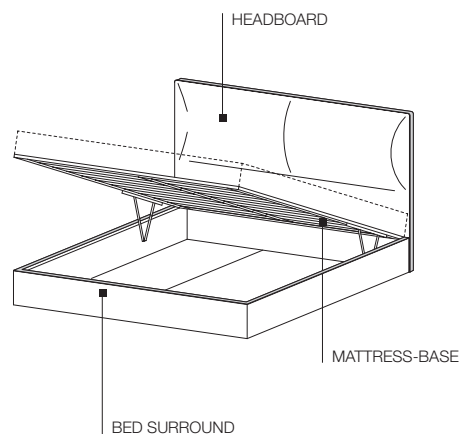
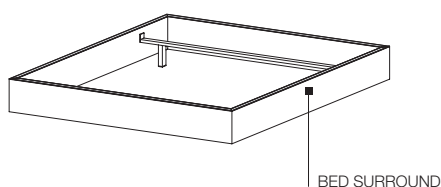
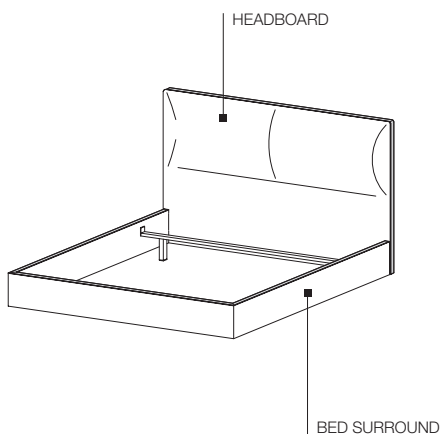
(See attached card, specific for each cover).

### MATTRESS-BASE SPACER (VERSION WITH FIXED MATTRESS BASE)

Plastic.



AVAILABLE IN FIRE-RESISTANT  
VERSION TB117 AND BS5852



## DATASHEET

REGISTERED  
DESIGN

2026

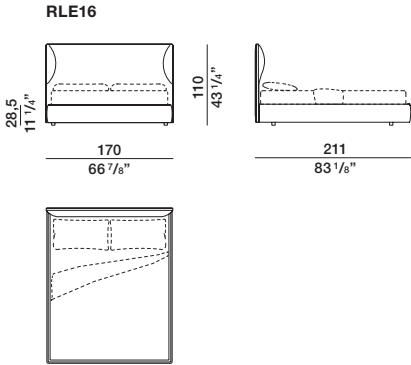
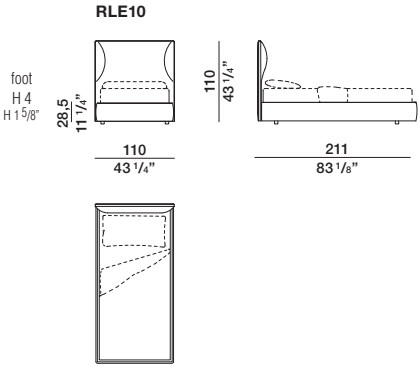
DIMENSIONS

Notes

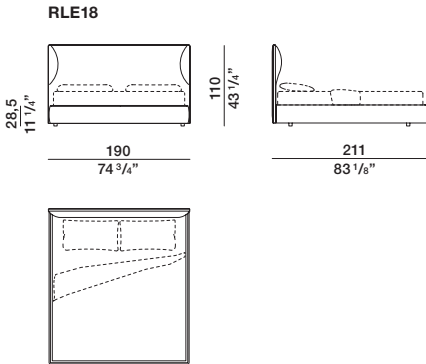
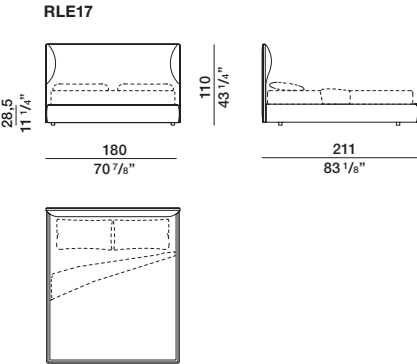
- Depth of 210 cm (82 3/4") (inner measurement) is also available on RLE/RSO10 - RLE/RSO16 - RLE/RSO17 - RLE/RSO18 - RLE/RSO20.
- Depth 210 cm (inner measurement) is not available for beds with container under the slatted base.
- With fabric cover the finish of edge is made in leather cat. L extra.
- With leather cover the finish of edge can be monochromatic (same typologie/leather colour) or in leather cat. L extra.

	INNER DIMENSIONS		OUTER DIMENSIONS		D / D1 Space for insertion of the slatted base
	L1 Width	P2 Length	L Width	P Length	
RLE10/RSO10	100 39 3/8"	200 78 3/4" standard model *	110 43 1/4"	211 83" standard model *	7,5 / 21 3" / 8 1/4"
RLE16-16C/RSO16-16C	160 63"	200 78 3/4" standard model *	170 66 7/8"	211 83" standard model *	9,5 / 19 3 3/4" / 7 1/2"
RLE17-17C/RSO17-17C	170 66 7/8"	200 78 3/4" standard model *	180 70 7/8"	211 83" standard model *	11,5 / 17 4 1/2" / 6 3/4"
RLE18-18C/RSO18-18C	180 70 7/8"	200 78 3/4" standard model *	190 74 3/4"	211 83" standard model *	
RLEQS/RSOQS	155 61"	205 80 3/4"	165 65"	216 85"	
RLEKS/RSOKS	195 76 3/4"	205 80 3/4"	205 80 3/4"	216 85"	
RLE20-20C/RSO20-20C	200 78 3/4"	200 78 3/4" standard model *	210 82 3/4"	211 83" standard model *	
		* 210 on request 82 3/4" beds with container excluded		* 221 on request 87" beds with container excluded	

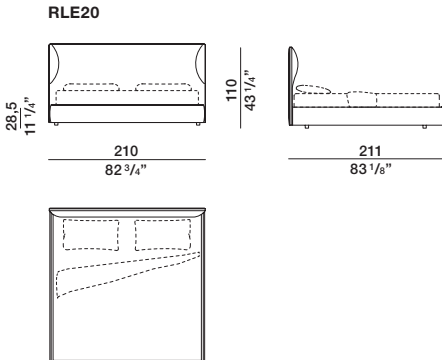
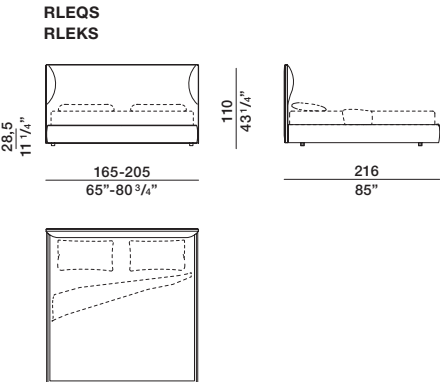
beds for single  
and double slatted bases



bed taking a single slatted base or  
2 individual slatted bases



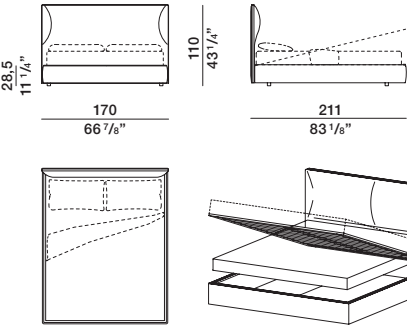
bed taking a single slatted base or  
2 individual slatted bases



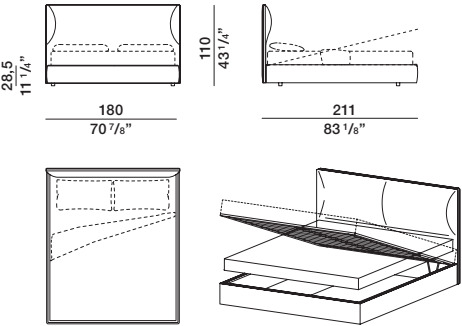
DIMENSIONS

double bed with tilting slatted base  
and container under the slatted base

RLE16C



RLE17C

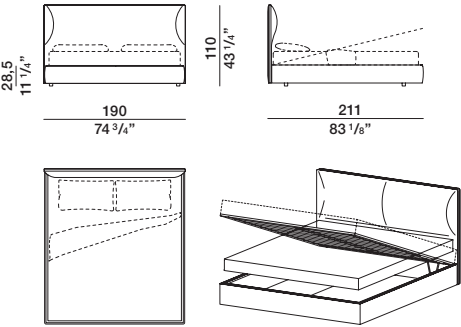


Molteni & C

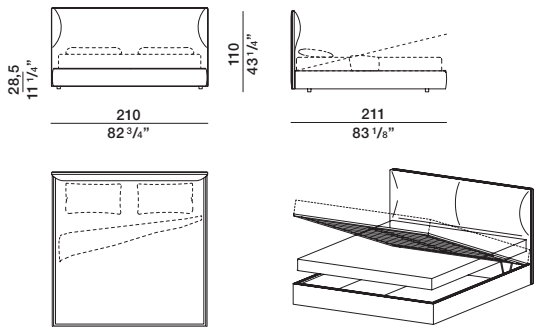
4—  
6

double bed with tilting slatted base  
and container under the slatted base

RLE18C



RLE20C



DATASHEET

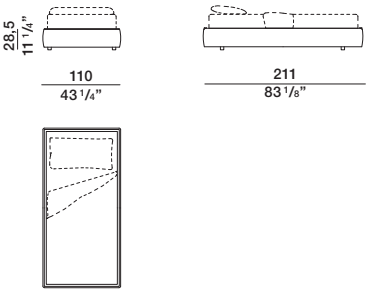
REGISTERED  
DESIGN

2026

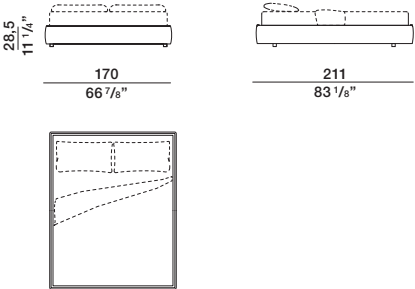
DIMENSIONS

bedframe for single  
and double slatted bases

RSO10

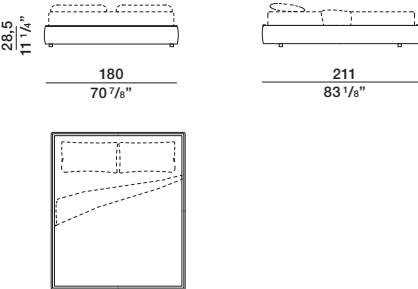


RSO16

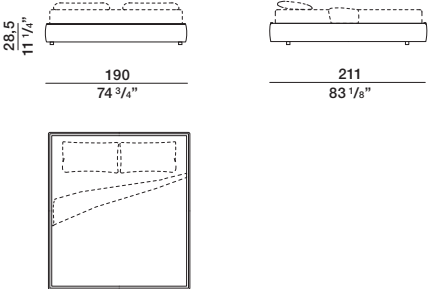


bedframe taking a single slatted base  
or 2 individual slatted bases

RSO17

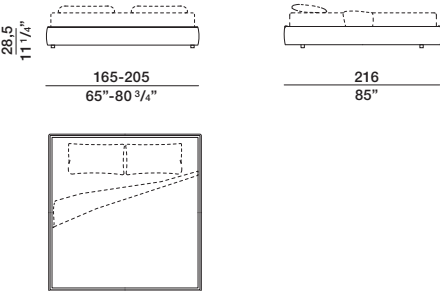


RSO18

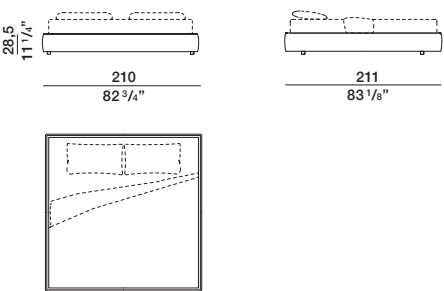


bedframe taking a single slatted base  
or 2 individual slatted bases

RSOQS  
RSOKS



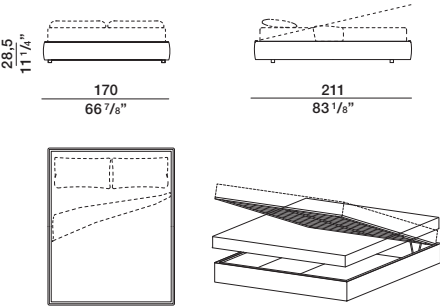
RSO20



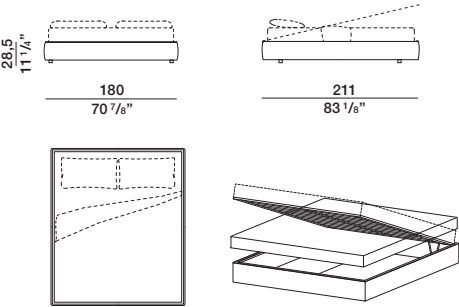
DIMENSIONS

double bedframe with tilting slatted base  
and container under the slatted base

RSO16C

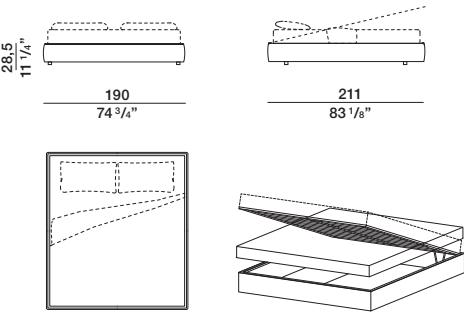


RSO17C



double bedframe with tilting slatted base  
and container under the slatted base

RSO18C



RSO20C

