

Molteni & C

REVERSI '14 — STUDIO HANNES WETTSTEIN 2014

1—
8



Reversi '14, design Studio Hannes Wettstein: Stephan Huerlemann e Simon Husslein, a modular, linear sofa which builds on previous experience in a project that keeps pace with current trends. A demand for more softness, wide armrests, and high-tech padding. The seating depth is adjustable thanks to the movement of the backrest mechanism, and allows you to create, both a workspace and a welcoming relaxing space in a single sofa.



This symbol shows that the product has removable upholstery. Only qualified personnel can remove the upholstery of some of our products. If this information is pertinent, it will be included in the warnings section.



This symbol shows that the product is available on request in a fire resistant version that complies with the standards BS 5852 and TB 117-2013. The buyer is responsible for checking to make sure that the product is suitable and compliant with the requirements for the designated use and the current applicable laws and standards for the destination and use of the product.

DATASHEET

REGISTERED
DESIGN

IX.2023

moltenigroup.com

Dimensions in centimeters and inches. The right to discontinue and make changes is reserved. This information is based on the latest product information available at the time of printing.

FINISHES

BASE FINISHES

shiny aluminium - pewter colour

NOTES

- ▶ End elements and chaise longue cannot be used alone.
- ▶ Compositions are always closed at the side with an arm.

TECHNICAL INFORMATION

STRUCTURE INTERIOR

Frame made of solid Fir (Picea abies) and chipboard, with elastic straps.

STRUCTURE PADDING

High capacity variable density foam polyurethane. Light velvet cover.

SEAT CUSHIONS

Insert in shaped polyurethane and sterilised feathers. 100% cotton cover.

BACK CUSHIONS

Polyester fibre, sterilised feathers. 100% cotton cover.

FEET

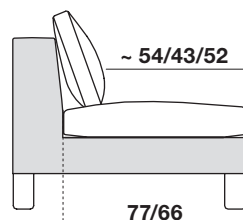
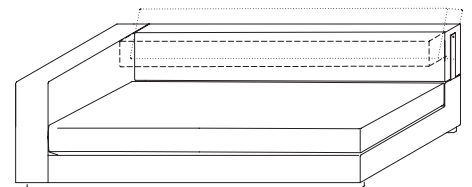
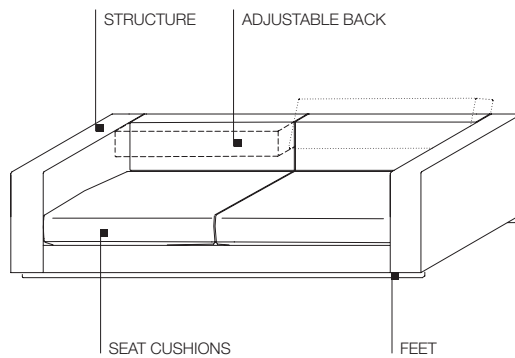
Shiny aluminium or painted pewter colour with plastic stand.

REMOVABLE OUTER COVER

(See attached card, specifically for the cover).



AVAILABLE IN FIRE-RESISTANT
VERSION TB117 AND BS5852



Seat depth for structure only, 77/66 cm
Seat depth with backrest cushion, ~ 54/43/52 cm

DATASHEET

REGISTERED
DESIGN

IX.2023

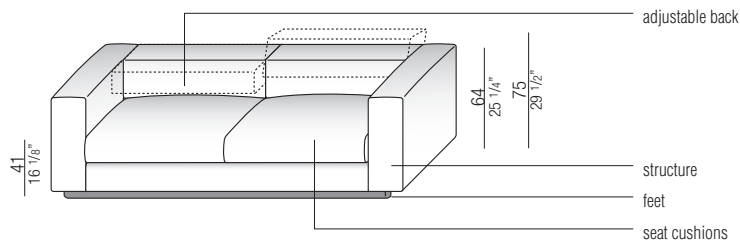
REVERSI '14—
STUDIO
HANNES
WETTSTEIN
2014

Molteni & C

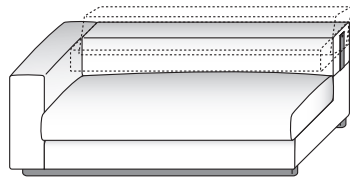
3—
8

DIMENSIONS

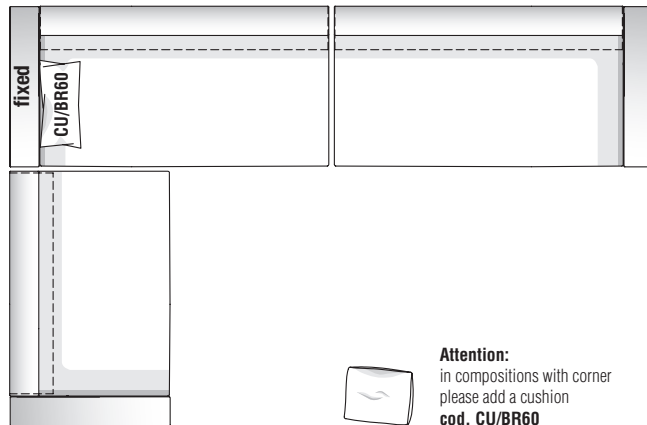
Sofa with 2 backrests with mechanism



End element with 1 backrest with mechanism



Example of composition with corner



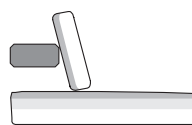
Adjustable back positions

POSITION 1



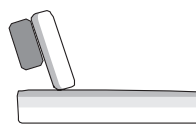
basic position

POSITION 2



conversation position

POSITION 3



relaxation position

DATASHEET

REGISTERED
DESIGN

IX.2023

moltenigroup.com

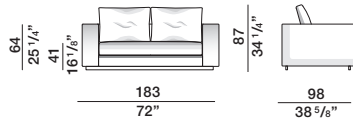
Dimensions in centimeters and inches. The right to discontinue and make changes is reserved. This information is based on the latest product information available at the time of printing.

DIMENSIONS

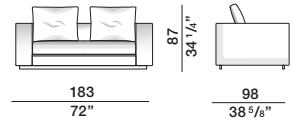
Please note
Sofas **DV180A** and
DV180B the back
structure is always
in one piece

sofas

DV180A

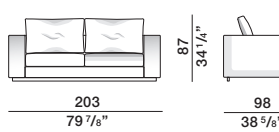


DV180B

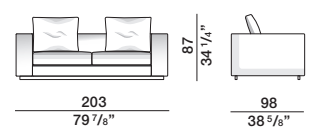


sofas

DV200A

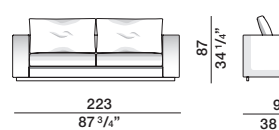


DV200B

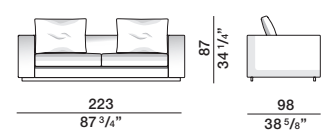


sofas

DV220A

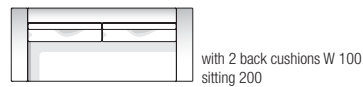
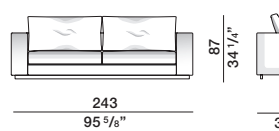


DV220B

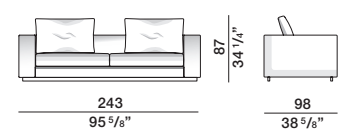


sofas

DV240A

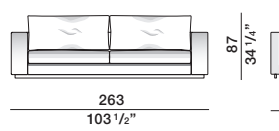


DV240B

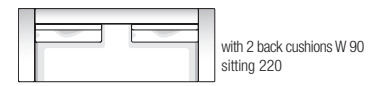
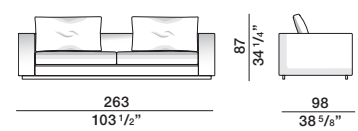


sofas

DV260A

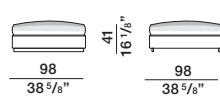


DV260B

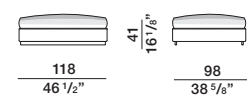


pouf

PF95



PF115



Molteni & C

4—
8

DATASHEET

REGISTERED
DESIGN

IX.2023

moltenigroup.com

Dimensions in centimeters and inches. The right to discontinue and make changes is reserved. This information is based on the latest product information available at the time of printing.

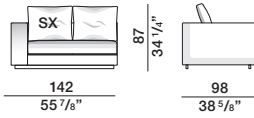
DIMENSIONS

Notes

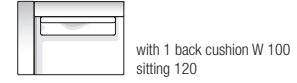
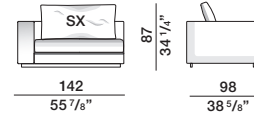
These elements cannot be used alone

end elements

T140A dx - sx



T140B dx - sx



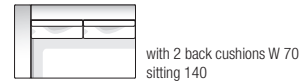
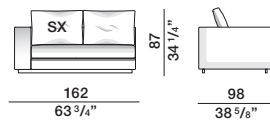
Molteni & C

Notes

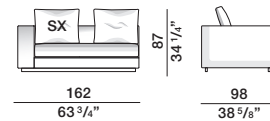
These elements cannot be used alone

end elements

T160A dx - sx



T160B dx - sx

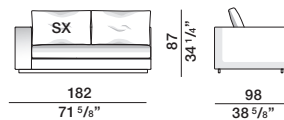


Notes

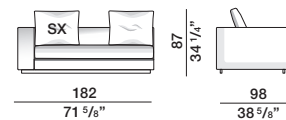
These elements cannot be used alone

end elements

T180A dx - sx



T180B dx - sx

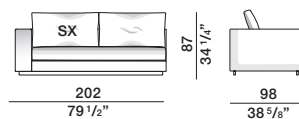


Notes

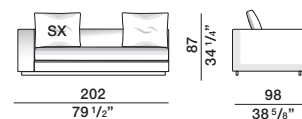
These elements cannot be used alone

end elements

T200A dx - sx



T200B dx - sx

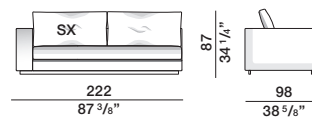


Notes

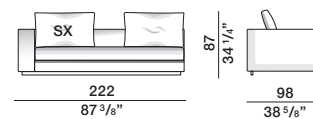
These elements cannot be used alone

end elements

T220A dx - sx



T220B dx - sx

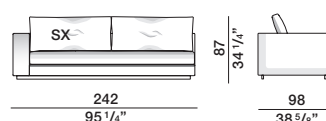


Notes

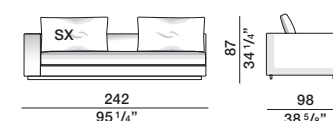
These elements cannot be used alone

end elements

T240A dx - sx



T240B dx - sx



DATASHEET

REGISTERED
DESIGN

IX.2023

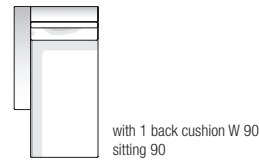
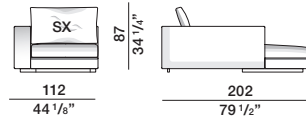
DIMENSIONS

Notes

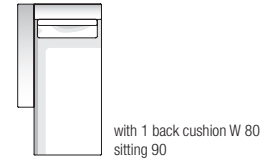
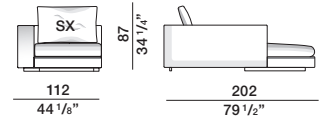
These elements
cannot be
used alone

chaise longue

CL200A dx - sx

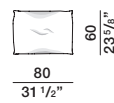


CL200B dx - sx



optional armrest cushion for CL200

CU/BR80

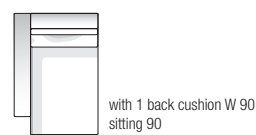
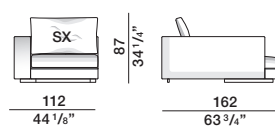


Notes

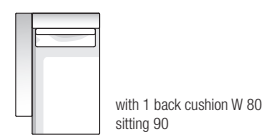
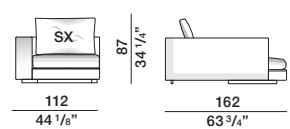
These elements
cannot be
used alone

chaise longue

CL160A dx - sx

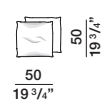


CL160B dx - sx



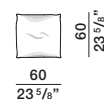
pair of additional cushions

CCQ/50



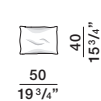
additional cushion

CU/60



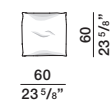
additional cushion

CU50/40



additional cushion for compositions with corner

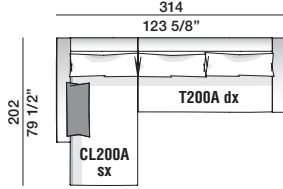
CU/BR60



SAMPLE COMPOSITIONS

composition 1

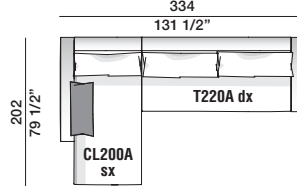
chaise longue CL200A sx
end element T200A dx
cushion CU/BR80



R4C01

composition 2

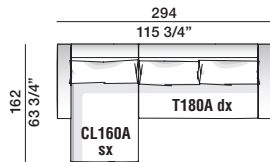
chaise longue CL200A sx
end element T220A dx
cushion CU/BR80



R4C02

composition 3

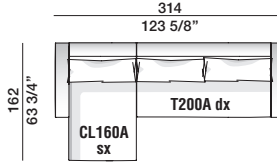
chaise longue CL160A sx
end element T180A dx



R4C03

composition 4

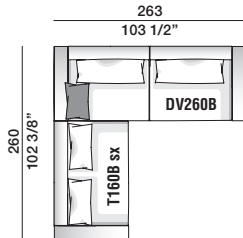
chaise longue CL160A sx
end element T200A dx



R4C04

composition 5

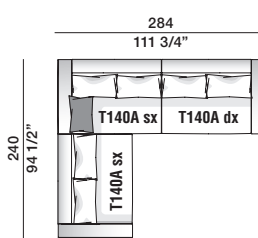
end element T160B sx
sofa DV260B
cushion CU/BR60



R4C05

composition 6

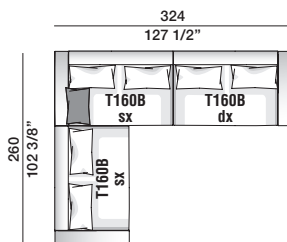
2 end elements T140A sx
end element T140A dx
cushion CU/BR60



R4C06

composition 7

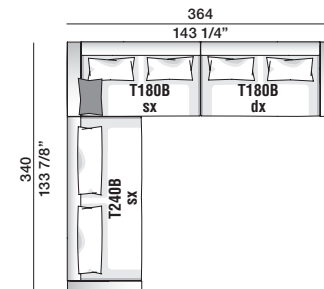
2 end elements T160B sx
end element T160B dx
cushion CU/BR60



R4C07

composition 8

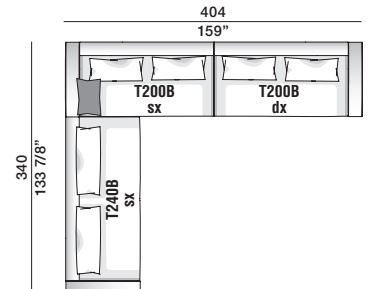
end element T240B sx
end element T180B sx
end element T180B dx
cushion CU/BR60



R4C08

composition 9

end element T240B sx
end element T200B sx
end element T200B dx
cushion CU/BR60



R4C09

DATASHEET

REGISTERED
DESIGN

IX.2023

REVERSI '14—
STUDIO
HANNES
WETTSTEIN
2014

Molteni & C

code	gross weight kg.	volume mc.	packages	code	gross weight kg.	volume mc.	packages
CL160A	75	1,546	1	PF95	30	0,506	1
CL160B	75	1,546	1	PF115	35	0,596	1
CL200A	92	1,899	1	T140A	69	1,241	1
CL200B	92	1,899	1	T140B	69	1,241	1
DV180A	90	1,495	1	T160A	79	1,397	1
DV180B	90	1,495	1	T160B	79	1,397	1
DV200A	100	1,74	1	T180A	85	1,577	1
DV200B	100	1,74	1	T180B	85	1,577	1
DV220A	113	1,9	1	T200A	103	1,835	1
DV220B	113	1,9	1	T200B	103	1,835	1
DV240A	117	2,06	1	T220A	95	2,088	1
DV240B	117	2,06	1	T220B	95	2,088	1
DV260A	126	2,211	1	T240A	120	2,015	1
DV260B	126	2,211	1	T240B	120	2,015	1

8—
8

DATASHEET

REGISTERED
DESIGN

IX.2023

moltenigroup.com

Dimensions in centimeters and inches. The right to discontinue and make changes is reserved. This information is based on the latest product information available at the time of printing.