

# Molteni & C

## WISH — RODOLFO DORDONI 2009

1—  
4



Wish is the best example of the use of wood and attention given to details to create a timeless classic. A bed in solid wood with minimal, refined lines, comes with soft pillows, in fabric or in leather, which combine with the solid wood of the headboard.

**In case of customer slatted base and/or mattress, check the correspondence of the measurements with the standard ones in the price list.**



This symbol shows that the product has removable upholstery. Only qualified personnel can remove the upholstery of some of our products. If this information is pertinent, it will be included in the warnings section.



This symbol shows that the product is available on request in a fire resistant version that complies with the standards BS 5852 and TB 117-2013. The buyer is responsible for checking to make sure that the product is suitable and compliant with the requirements for the designated use and the current applicable laws and standards for the destination and use of the product.

**DATASHEET**

REGISTERED  
DESIGN

2026

**moltenigroup.com**

Dimensions in centimeters and inches. The right to discontinue and make changes is reserved. This information is based on the latest product information available at the time of printing.

## FINISHES

### WOODEN STRUCTURE FINISHES

graphite oak - black oak - coffee oak

## TECHNICAL INFORMATION

### HEADBOARD AND FEET

In solid Oak (Quercus) with felt non-slip grips on feet.

### EDGE RUNNERS

Panel in birch (Betula alba) listels covered in sliced wood.

### UPPER BANDS

Panel in birch veneer covered in sliced wood.

### HEADBOARD CUSHIONS

Insert in foam rubber and sterilised down. Cover 100% cotton.  
Rest on panels in wood chip covered in sliced wood.

### REMOVABLE OUTER COVERS

(See attached label, specific for each cover).

### ADJUSTABLE BASE SUPPORT

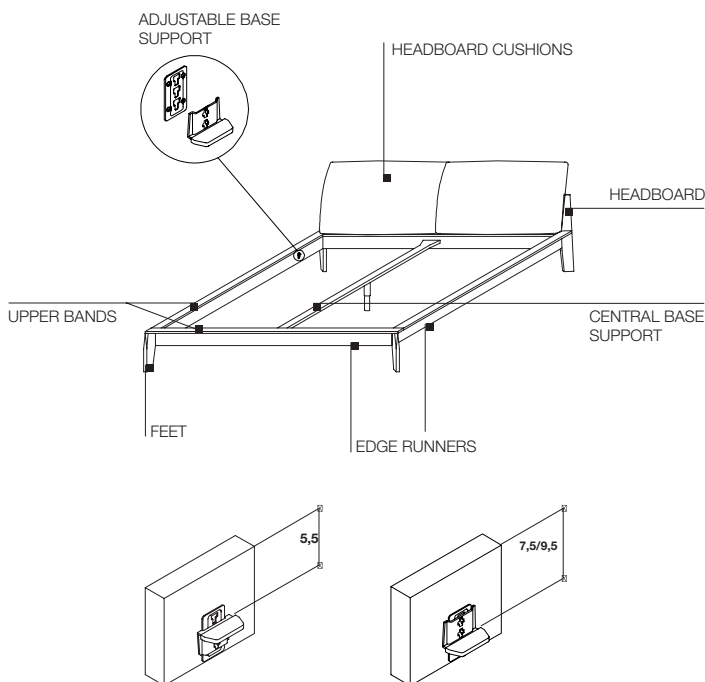
Tropicalised metal with soft PVC cover.

### CENTRAL BASE SUPPORT (OPTIONAL)

Painted metal.



AVAILABLE IN FIRE-RESISTANT  
VERSION TB117 AND BS5852



## DATASHEET

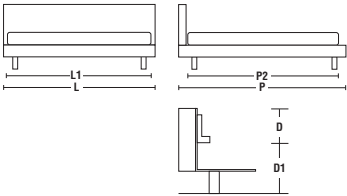
REGISTERED  
DESIGN

2026

DIMENSIONS

Notes

Depth of 210 cm (82 3/4") (inner measurement) is also available on WLE16 - WLE17 - WLE18.

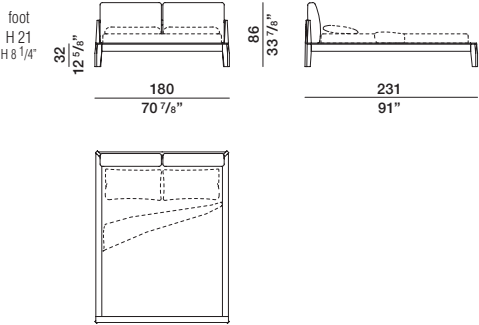


	INNER DIMENSIONS		OUTER DIMENSIONS		D / D1 Space for insertion of slatted base
	L1 Width	P2 Length	L Width	P Length	
WLE16	160 63"	200 78 3/4" standard model *	180 70 7/8"	231 91" standard model *	5,5 / 26,5
WLE17	170 66 7/8"	2000 78 3/4" standard model *	190 74 3/4"	231 91" standard model *	2 1/8" / 10 3/8"
WLE18	180 70 7/8"	200 78 3/4" standard model *	200 78 3/4"	231 91" standard model *	7,5 / 24,5
	* 210 on request 82 3/4"		* 241 on request 94 7/8"		3" / 9 5/8"
					9,5 / 22,5
					3 3/4" / 8 7/8"

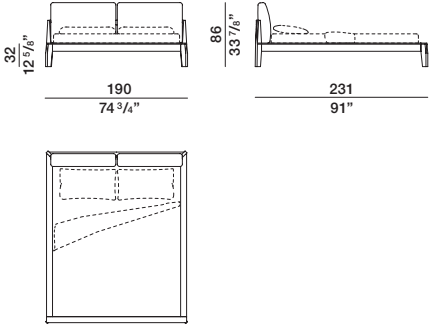
Molteni & C

bed taking a single piece slatted base

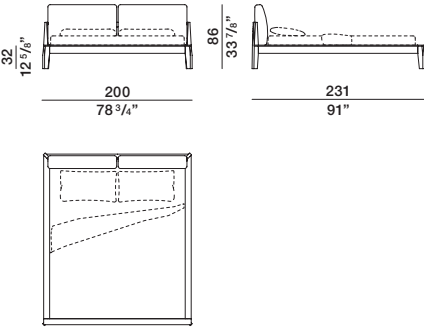
WLE16  
black oak  
graphite oak  
coffee oak  
structure



WLE17  
black oak  
graphite oak  
coffee oak  
structure



WLE18  
black oak  
graphite oak  
coffee oak  
structure



DATASHEET

REGISTERED  
DESIGN

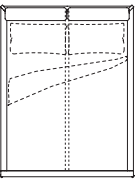
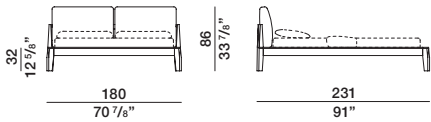
2026

DIMENSIONS

beds taking 2 individual single size slatted bases

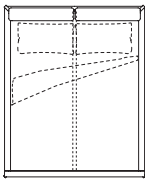
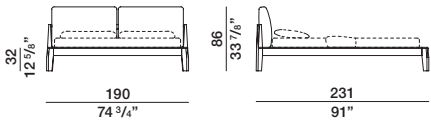
WLE16T

black oak  
graphite oak  
coffee oak  
structure



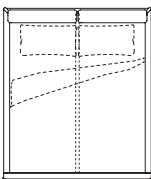
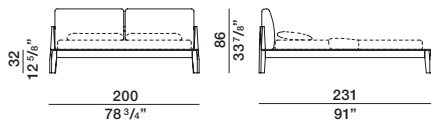
WLE17T

black oak  
graphite oak  
coffee oak  
structure



WLE18T

black oak  
graphite oak  
coffee oak  
structure



Molteni & C