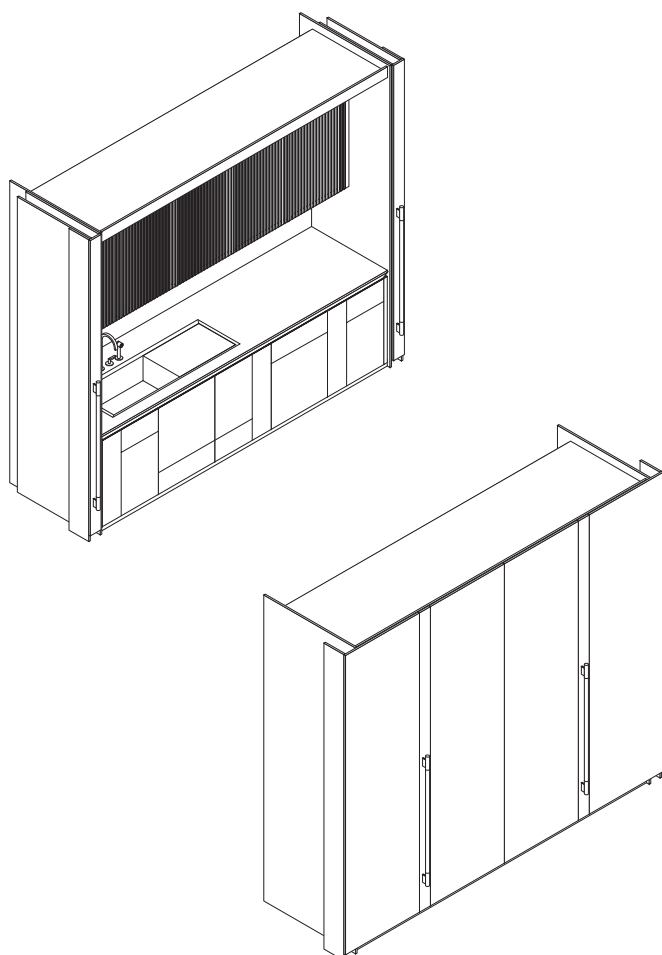


TIVALÌ 2.0

BY DANTE BONUCCELLI

# Molteni & C



Tivali, the built-in kitchen for all spaces designed by Dante Bonuccelli in 2004, precursor of the “Everything in a Small Space” concept, evolves in the Tivali 2.0. The concept behind the design was to have a kitchen, within a usable internal linear space of between 2.40 and 3 meters, where the scenographic element prevails and the kitchen reaches its highest expression, rather like the performance of an actor on stage.



#### PLUSES

- Design by Dante Bonuccelli
- Award-winning kitchen: ADI Index, 2005 / Red Dot Design Award best of the best, 2008
- Kitchen box that appears and disappears when necessary
- Flexible combinations (bases, wall units and columns from the Dada range)
- Patented doors that slide, fold and disappear into the side compartments
- Perfect synthesis of tidiness and functionality
- Optimal solution for lofts and open kitchens



#### FINISHES

##### Tivali 2.0

Silice lacquered external doors,  
Sunrise oak Post handles

##### Intersection Base

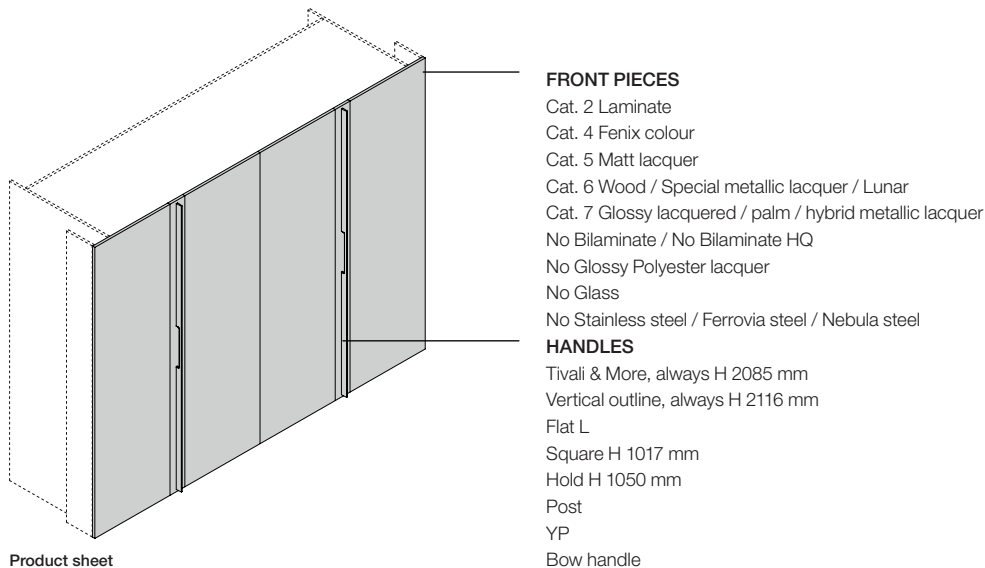
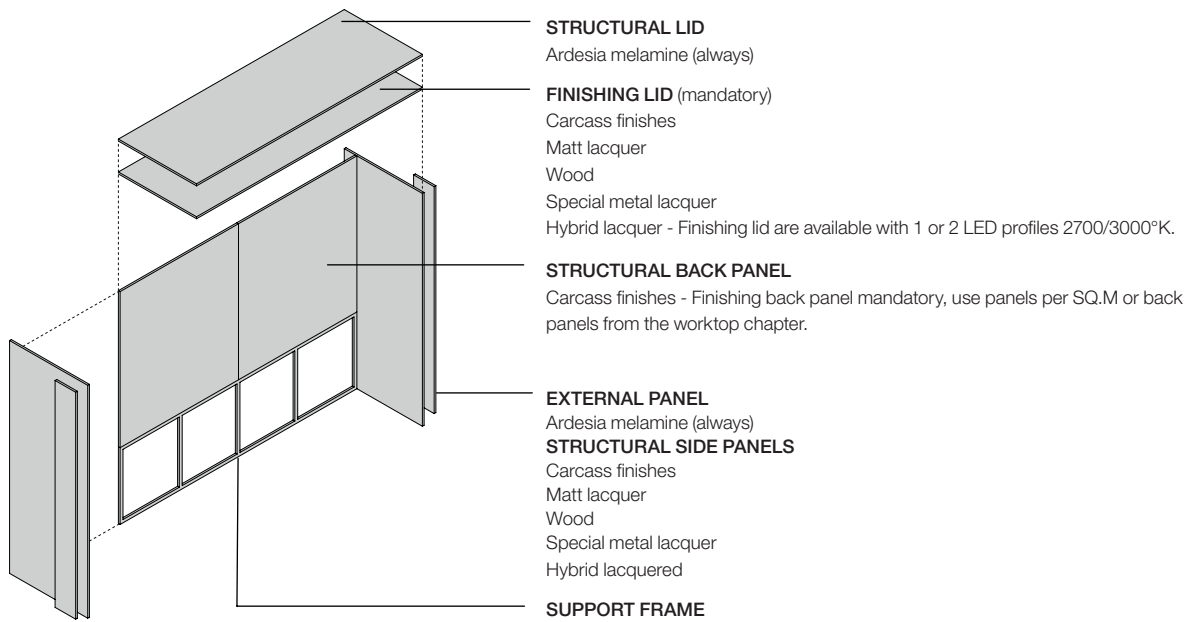
Sunrise doors, Superwhite marble top  
and back splash

##### Stripe wall unit

Sunrise oak

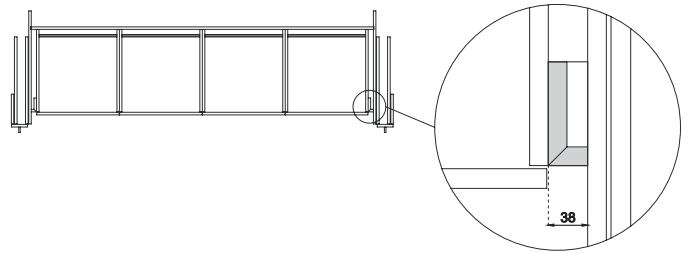
## Structure and internal finishes

Tivalì must always be sold with internal modules.  
Whether they are bases, wall units or columns, it is not possible to sell only the shell with doors.



## Fillers

Tivali always has two 38 mm side fillers, in the same finish as the Tivali shell.



### BASE UNITS:

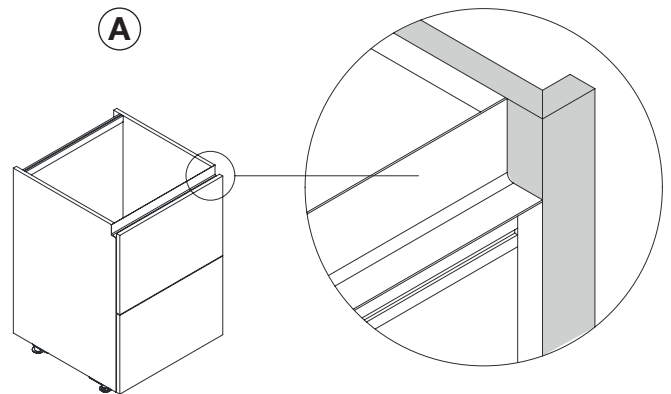
According the model will be provided a different filler.

### WALL UNITS / COLUMNS / EXTENSION UNITS

The filler is aligned with the unit.

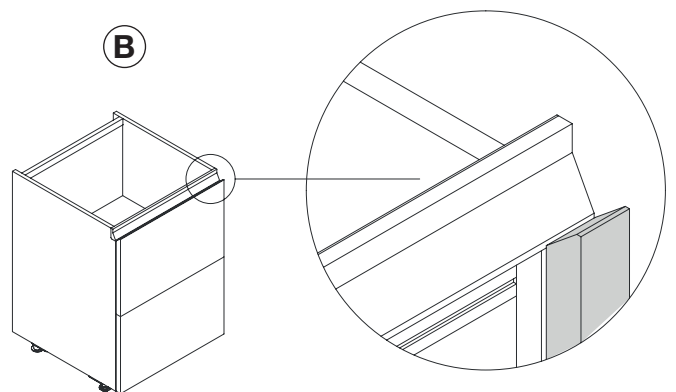
### (A) KITCHENS WITH HORIZONTAL CHANNEL (NO INTERSECTION):

The filler is aligned to the base unit structure.  
The horizontal channel stops against the filler.  
The filler is included in the price.



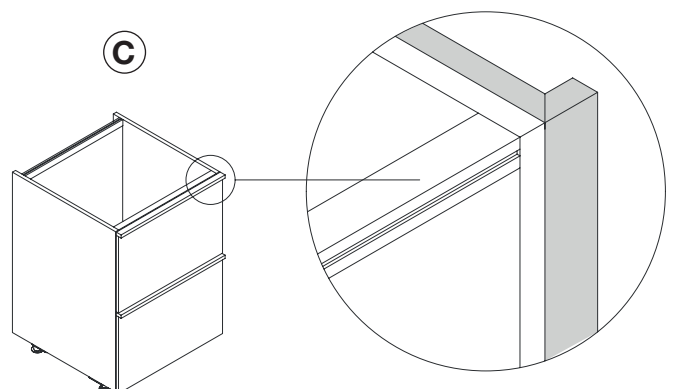
### (B) INTERSECTION

The filler aligns to the facade as any kitchen against wall.  
The finger recess continues against the flank of the Tivali structure.  
Filler excluded.



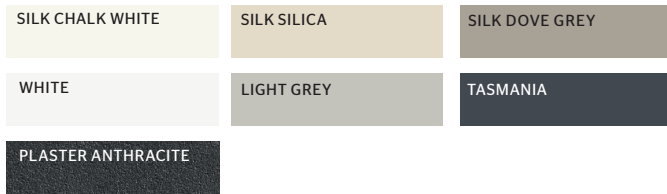
### (C) KITCHENS WITH HANDLE OR HANDLE PROFILE:

The filler is aligned to the base unit structure.  
The filler is included in the price.




### Door finishes


#### LP LAMINATES | PRICE RANGE 2




#### LS SPECIAL METALIZED LACQUERED | PRICE RANGE 6



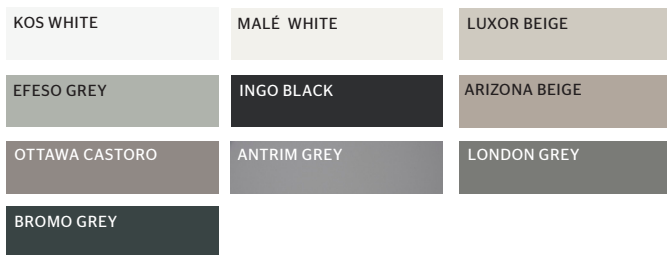
#### LP LAMINATES HQ | PRICE RANGE 2



#### ES WOODS | PRICE RANGE 6



#### LX FENIX®NTM | PRICE RANGE 4



#### ES WOODS | PRICE RANGE 7




#### PT LUNAR | PRICE RANGE 6



#### LO, LL, LE LACQUERED | PRICE RANGE 5/7/8



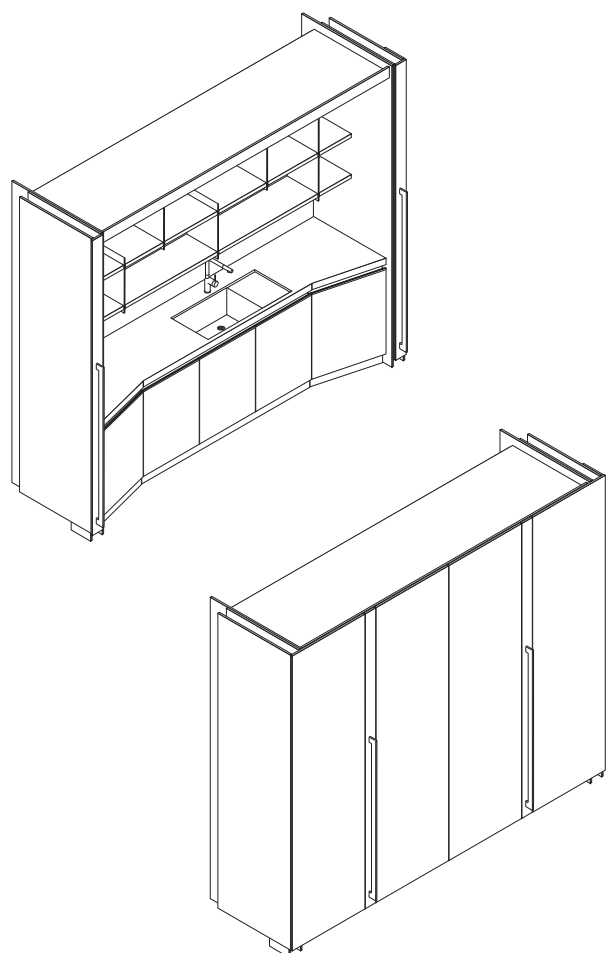
#### LSH HYBRID LACQUERED | PRICE RANGE 7



TIVALÌ 2.0

BY YABU PUSHELBERG

# Molteni & C



Tivali 2.0 is also interpreted in a new project by Yabu Pushelberg, world famous Canadian designers, where technology and design come together to give rise to a perfect proposal. In Yabu Pushelberg's interpretation, the inside is extraordinarily scenographic, above all thanks to the configuration of the "amphitheatre" bases, where the curved marble or stone worktop and the sloping terminal bases give the kitchen an unusual sense of space.



#### PLUSES

- Design by Yabu & Pushelberg
- Kitchen box that appears and disappears when necessary
- Patented doors that slide, fold and disappear into the side compartments
- Perfect synthesis of tidiness and functionality
- Optimal solution for lofts and open kitchens



#### FINISHES

External doors in Lunar,  
Base in Ferrovia steel and YP handles in Pewter,  
Top and back panel in Travertine marble,  
Shelves in Black oak and dividers in Pewter,  
Internal sides and ceiling in Anthracite lacquered.

## Slanting side base unit



### Intersection

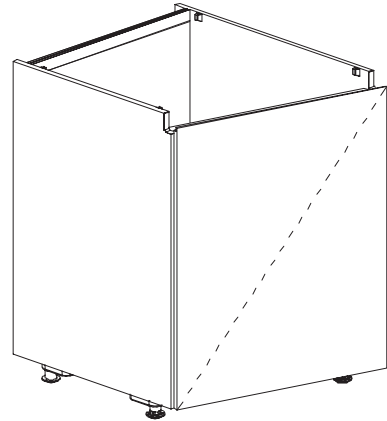
H. unit structure = 801 mm

### Hi-Line 6 / VVD / Prime

H. unit structure = 828 mm

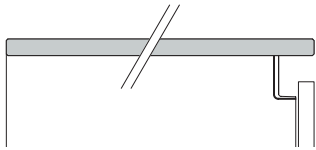
Feasibility requests for different kinds of opening will not be accepted. This is the only version of base unit with slanting front possible.

- Pull-out door with 1 pan drawer
- Up to a maximum of 2 internal drawers can be added
- Only available for Tivali L 3364 mm
- No accessories are available for the slanting pan drawer
- No Door intersection in stone



# TIVALÌ 2.0 by Yabu Pushelberg **Molteni & C**

## Yabu Pushelberg Worktop



Wall composition | Monofacciali

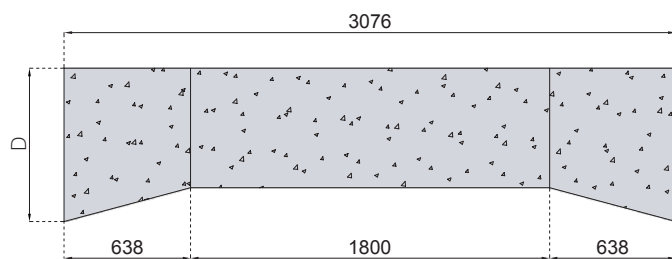
one-sided

640



### FINISHES

- Fenix®
- Dekton
- Natural stones
- Materia
- Silestone
- Inox steel
- Nebula steel



Depths of worktops

P 797 mm

Intersection

P 791 mm

Prime

Hi-Line 6

Hi-Line 6 Frame Door

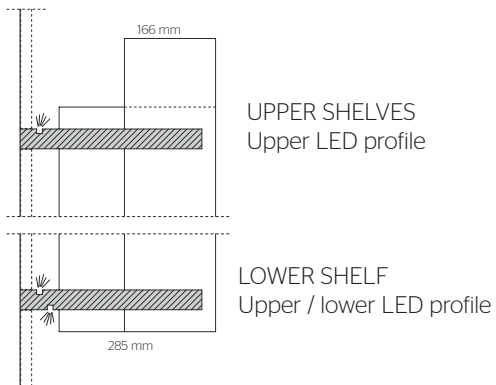
VVD



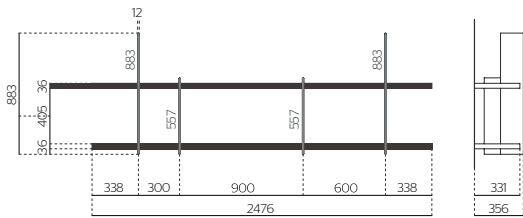
7-11

# TIVALÌ 2.0 by Yabu Pushelberg **Molteni & C**

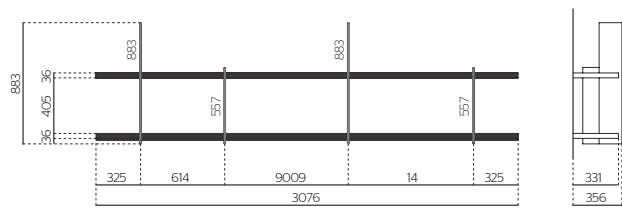
## Shelf composition



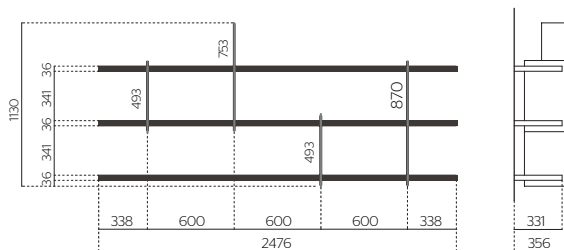
For Tivali L 2764 mm x H 2484 mm



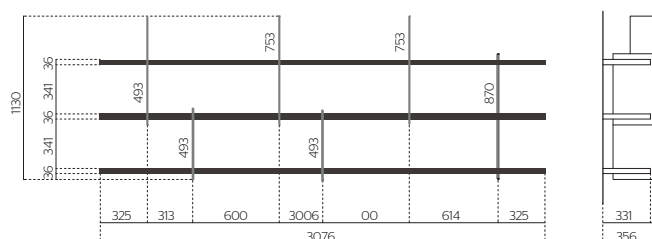
For Tivali L 3364 mm x H 2484 mm



For Tivali L 2764 mm x H 2731 mm



For Tivali L 3364 mm x H 2731 mm





# TIVALÌ 2.0 by Yabu Pushelberg **Molteni & C**

## Compositions



### FINISHES

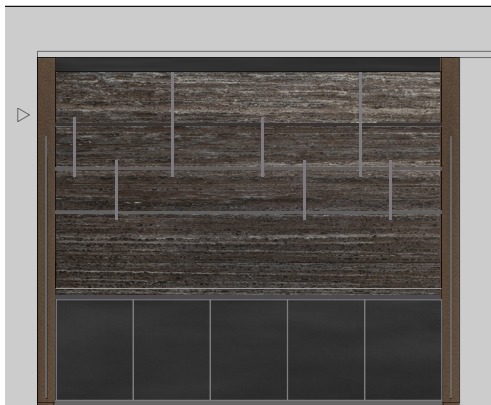
#### TIVALÌ 2.0

- Lunar external doors
- Pewter YP handles
- Ferrovia steel base
- Travertine marble top and back splash
- Black oak shelves
- Pewter dividers
- Anthracite lacquered internal sides and ceiling

### PLAN VIEW

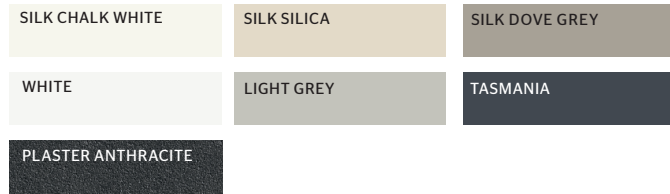


### FRONT VIEW




**Door finishes**

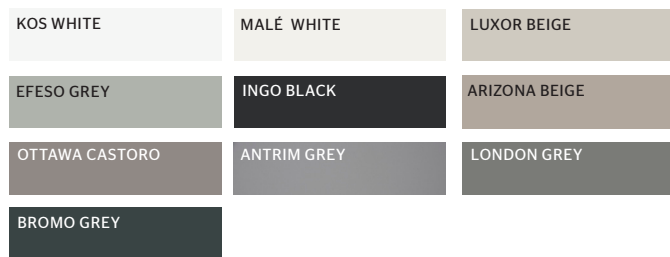
**LP LAMINATES | PRICE RANGE 2**



**ES WOODS | PRICE RANGE 6**



**LX FENIX®NTM | PRICE RANGE 4**



**ES WOODS | PRICE RANGE 7**




**PT LUNAR | PRICE RANGE 6**



**LO, LL, LE LACQUERED | PRICE RANGE 5/7/8**



**LS SPECIAL LACQUERED | PRICE RANGE 6**



**LSH SPECIAL LACQUERED | PRICE RANGE 7**



# Molteni & C

## ABOUT DADA ENGINEERED


Molteni Group ha fatto della continua ricerca della qualità la propria missione. Dal 1979 Molteni&C trova in Dada il partner perfetto per la produzione di cucine di design che uniscano al Made in Italy la volontà di investire in ricerca e innovazione. Prodotti diversi sia per tipologia sia per finiture con una caratteristica: la possibilità di combinare tra loro elementi diversi per dar luogo a soluzioni originali, componibili a seconda delle esigenze del cliente. Negli anni Dada è diventata parte della storia del design. Tecnologie innovative nel mondo dell'arredo per la cucina, sistemi modulari e componibili, diverse finiture. L'elevata conoscenza tecnologica, sia nel campo tradizionale della lavorazione del legno, sia in quello più innovativo dei metalli e dei nuovi materiali, permette di rispondere a richieste specifiche di progetto. Un know how che è evoluto negli anni ed è stato messo a fattor comune, creando forti sinergie con Molteni&C. Una partnership in grado di creare progetti di ingegnerizzazione sempre più complessi.

Dada Engineered custodisce in sé molto più di una parola; è un sigillo d'innovazione, un nuovo strumento per raccontare e certificare l'attenzione e la cura che da sempre mettiamo nella progettazione delle cucine.

**Bellezza, qualità, innovazione: questa è la storia di prestigio che racconta Molteni&C Dada Engineered.**



11—  
11



Scopri di più

