

Molteni & C

EDMOND — CHRISTOPHE DELCOURT 2026

1—
5



The Edmond modular sofa system originates as an exercise in domestic architecture in which comfort becomes a functional expression, and stylistic vision remains in constant evolution. The backrest is shaped and the depth of the seat carefully calibrated, suggesting different seating styles without ever imposing them, leaving space for a free and personal way of living. The contrasting piping acts as a guiding thread, a line drawn in pencil that runs across the design. A subtle yet eloquent mark capable of highlighting supports, corners and connection points, making the construction and volumetric design clearly legible. In Edmond, the organic forms meet fluid design rigor. The modular system multiplies the seating possibilities for a welcoming design that inspires comfort, interaction and compositional freedom in natural balance.



This symbol shows that the product has removable upholstery. Only qualified personnel can remove the upholstery of some of our products. If this information is pertinent, it will be included in the warnings section.



This symbol shows that the product is available on request in a fire resistant version that complies with the standards BS 5852 and TB 117-2013. The buyer is responsible for checking to make sure that the product is suitable and compliant with the requirements for the designated use and the current applicable laws and standards for the destination and use of the product.

DATASHEET

REGISTERED
DESIGN

2026

moltenigroup.com

Dimensions in centimeters and inches. The right to discontinue and make changes is reserved. This information is based on the latest product information available at the time of printing.

TECHNICAL INFORMATION

INTERNAL SEAT STRUCTURE

Frame made of solid spruce (*Picea abies*) and particle board panels, with elastic straps.

INTERNAL BACK STRUCTURE

Frame constructed from wood plywood.

SEAT STRUCTURE PADDING

High-resistance polyurethane foam. Cover in bonded cotton-polyester fibre velveteen.

BACK STRUCTURE PADDING

Variable-density polyurethane foam and cover in velveteen bonded with polyester fibre/cotton.

SEAT CUSHIONS

Insert in shaped polyurethane with variable density, cover in 100% cotton.

BACK CUSHIONS

Polyester fibre, cover in 100% cotton.

FEET

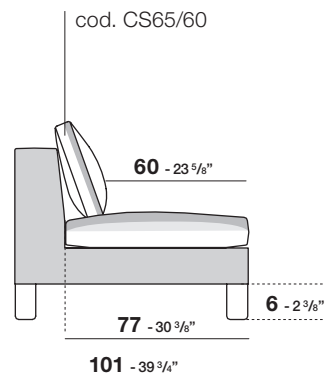
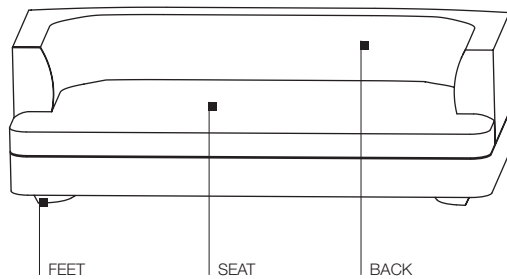
Painted steel with non-slip plastic ferrules.

REMOVABLE OUTER COVER

(See attached card, specifically for the cover).



AVAILABLE IN FIRE-RESISTANT
VERSION TB117 AND BS5852



Seat depth for structure only, 77 cm

Seat depth with backrest cushion code CS65/60, cm 60

Feet high 6 cm (from ground to under seat)

NOTES

- For optimal ergonomics and comfort, we recommend designing each model with one or more backrest cushions according to the measurements given in the price list. In addition to optimal ergonomics, these elements complete the product and give it an elegant appearance.
- The structures and cushions, in both fabric and leather versions, are finished with a grosgrain profile in the colours specified in the finishes section.

FINISHES

GROSGRAIN FINISHES

anthracite
dark brown
olive green
paper white
beaver
saddle leather colour
iron
black
cream
sand
mouse grey

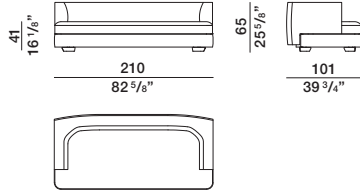
DATASHEET

REGISTERED
DESIGN

2026

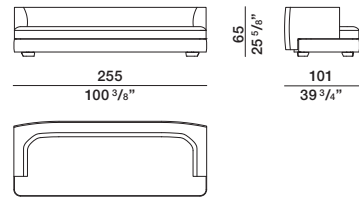
DIMENSIONS

sofa



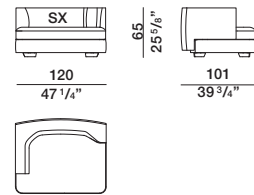
DI2110

sofa



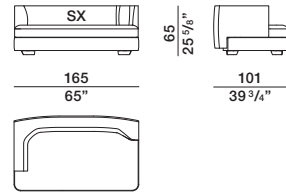
DI2510

end element



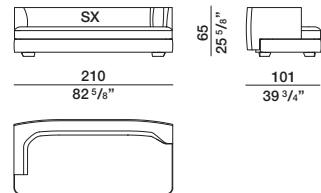
TL1210 dx-sx

end element



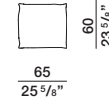
TL1610 dx-sx

end element



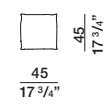
TL2110 dx-sx

back cushion



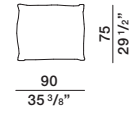
CS65/60

back cushion



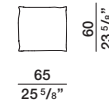
CS45/45

**ornamental
back cushion**



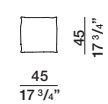
PCU90/75

back cushion



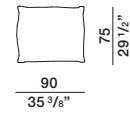
CS65/60

back cushion



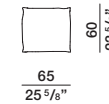
CS45/45

**ornamental
back cushion**



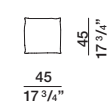
PCU90/75

back cushion



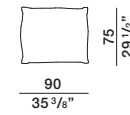
CS65/60

back cushion



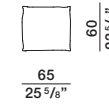
CS45/45

**ornamental
back cushion**



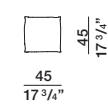
PCU90/75

back cushion



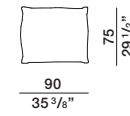
CS65/60

back cushion



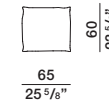
CS45/45

**ornamental
back cushion**



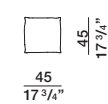
PCU90/75

back cushion



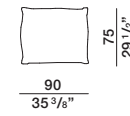
CS65/60

back cushion



CS45/45

**ornamental
back cushion**



PCU90/75

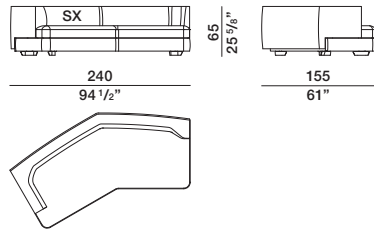
DATASHEET

REGISTERED
DESIGN

2026

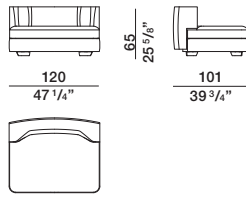
DIMENSIONS

curved end element



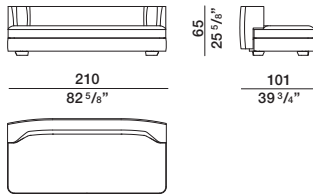
TC2415 dx-sx

central element



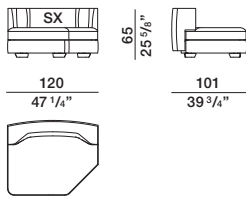
CE1210

central element



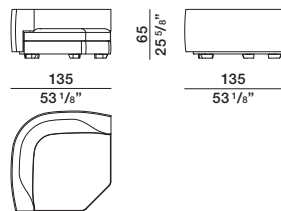
CE2110

central element



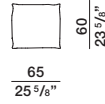
CA1210 dx-sx

corner



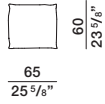
AN1313

back cushion



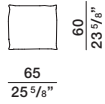
CS65/60

back cushion



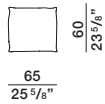
CS65/60

back cushion



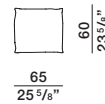
CS65/60

back cushion



CS65/60

back cushion



CS65/60

back cushion



CS45/45

back cushion



CS45/45

back cushion



CS45/45

back cushion



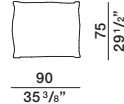
CS45/45

back cushion



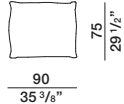
CS45/45

**ornamental
back cushion**



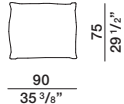
PCU90/75

**ornamental
back cushion**



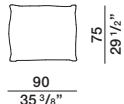
PCU90/75

**ornamental
back cushion**



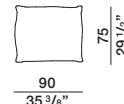
PCU90/75

**ornamental
back cushion**



PCU90/75

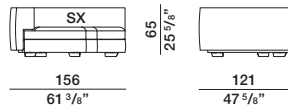
**ornamental
back cushion**



PCU90/75

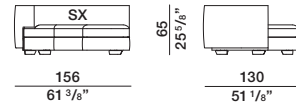
DIMENSIONS

corner element



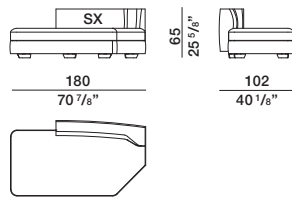
AN1512 dx-sx

large corner element



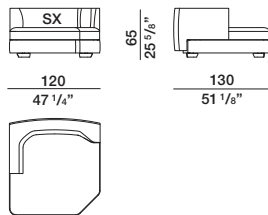
AN1513 dx-sx

island element



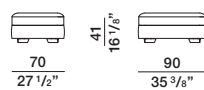
IS1810 dx-sx

chaise longue



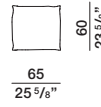
CL1213 dx-sx

pouf



PF0709

back cushion



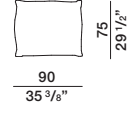
CS65/60

back cushion



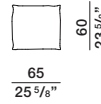
CS45/45

**ornamental
back cushion**



PCU90/75

back cushion



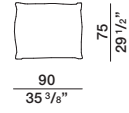
CS65/60

back cushion



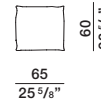
CS45/45

**ornamental
back cushion**



PCU90/75

back cushion



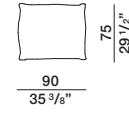
CS65/60

back cushion



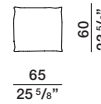
CS45/45

**ornamental
back cushion**



PCU90/75

back cushion



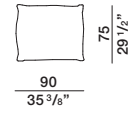
CS65/60

back cushion



CS45/45

**ornamental
back cushion**



PCU90/75