

Molteni & C

SLOANE — MDT 2017

1—
5



Sloane is a modular seating programme that can easily adapt to new furnishing solutions in line with contemporary living. It is a dynamic system in which the component parts offer an original interplay of soft volumes. By arranging seating and poufs, cosy corners can be created in which to chill out at will.



This symbol shows that the product has removable upholstery. Only qualified personnel can remove the upholstery of some of our products. If this information is pertinent, it will be included in the warnings section.



This symbol shows that the product is available on request in a fire resistant version that complies with the standards BS 5852 and TB 117-2013. The buyer is responsible for checking to make sure that the product is suitable and compliant with the requirements for the designated use and the current applicable laws and standards for the destination and use of the product.

DATASHEET

REGISTERED
DESIGN

IX.2021

moltenigroup.com

Dimensions in centimeters and inches. The right to discontinue and make changes is reserved. This information is based on the latest product information available at the time of printing.

FINISHES

BASE FINISH
pewter colour

TECHNICAL INFORMATION

STRUCTURE INTERIOR

Frame made of solid Fir (Picea abies) and chipboard, with elastic straps.

STRUCTURE PADDING

High capacity variable density foam polyurethane. Light velvet cover.

SEAT CUSHION

Insert in shaped polyurethane and sterilised feathers. 100% cotton cover.

BACK CUSHIONS

Polyester fibre, sterilised feathers. 100% cotton cover.

BASE

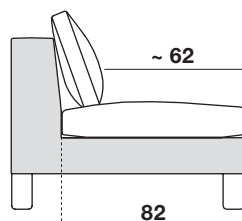
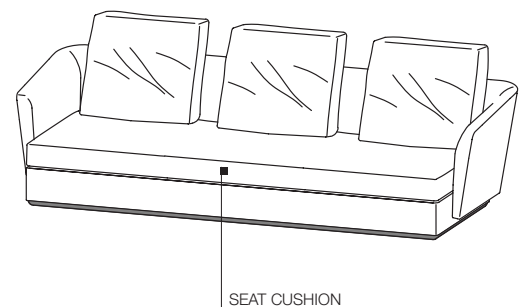
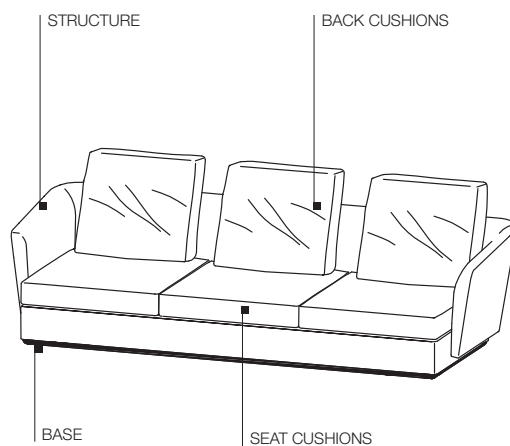
Anodised aluminium in pewter colour set on plastic floor slides.

REMOVABLE OUTER COVER

(See attached card, specifically for the cover).



AVAILABLE IN FIRE-RESISTANT
VERSION TB117 AND BS5852



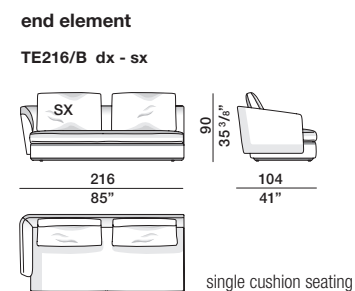
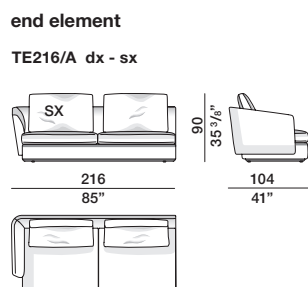
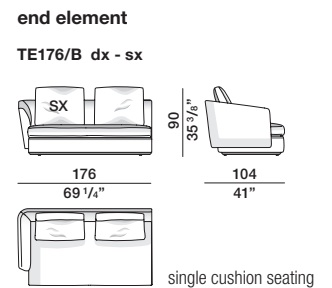
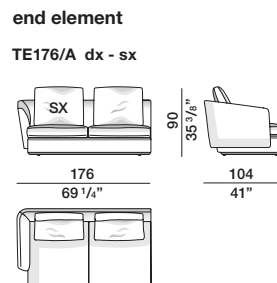
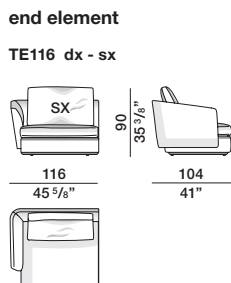
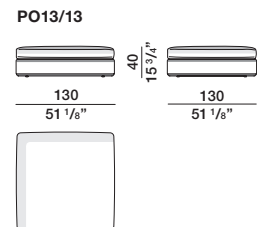
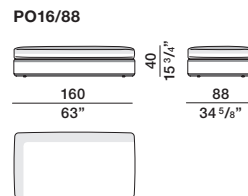
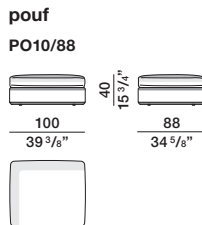
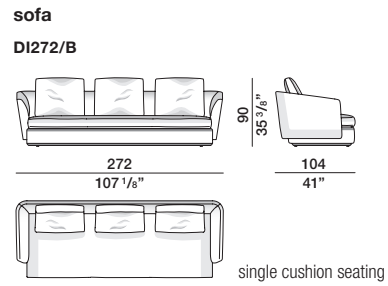
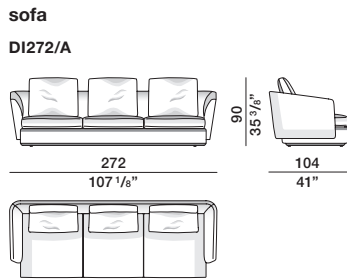
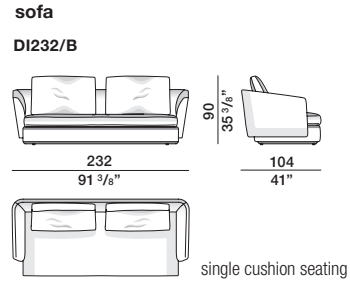
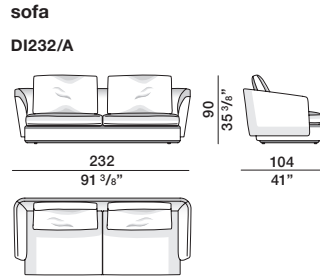
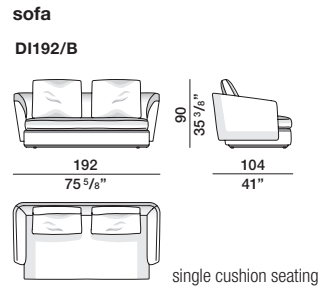
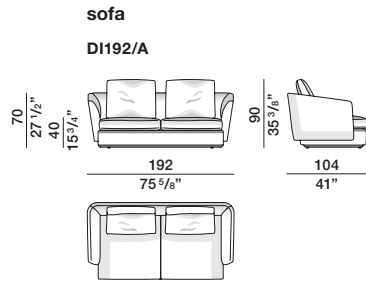
DATASHEET

REGISTERED
DESIGN

IX.2021

Seat depth for structure only, 82 cm
Seat depth with backrest cushion, ~ 62 cm

DIMENSIONS



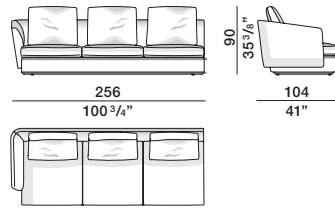
DATASHEET

REGISTERED
DESIGN

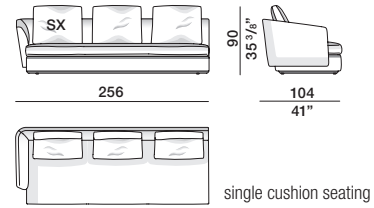
IX.2021

DIMENSIONS

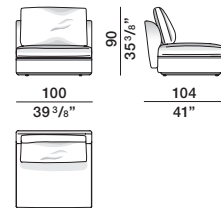
end element
TE256/A dx - sx



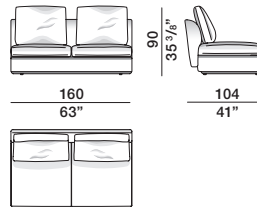
end element
TE256/B dx - sx



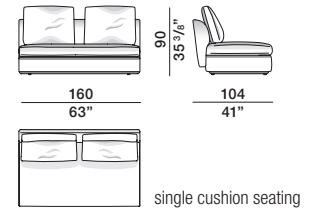
central element
CN100



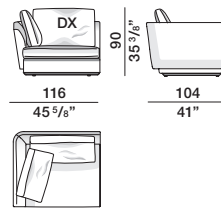
central element
CN160/A



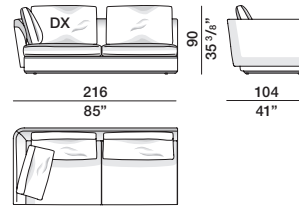
central element
CN160/B



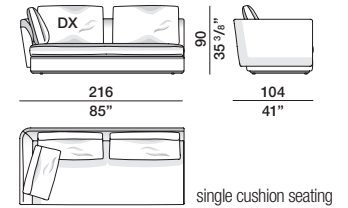
corner element
AG116 dx - sx



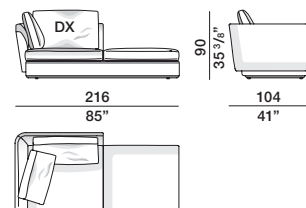
corner element
AG216/A dx - sx



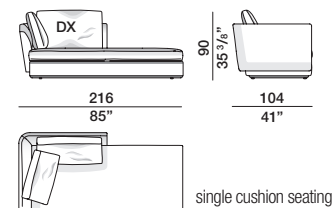
corner element
AG216/B dx - sx



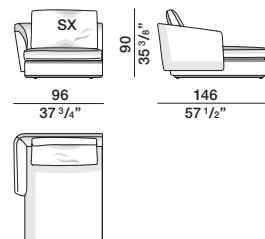
open corner element
AA216/A dx - sx



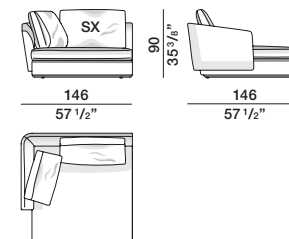
open corner element
AA216/B dx - sx



chaise longue
CH96 dx - sx



chaise longue
CH146 dx - sx



Molteni & C

4—
5

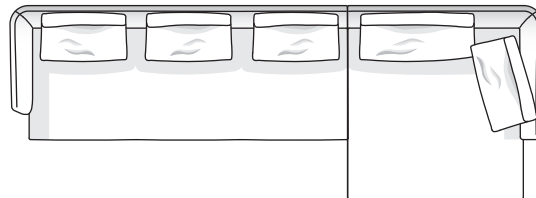

DATASHEET

REGISTERED
DESIGN

IX.2021



EXAMPLES OF COMPOSITIONS

Example of single seat cushions



Molteni & C

Example of divided seat cushions



5—
5

code	gross weight kg.	volume mc.	packages	code	gross weight kg.	volume mc.	packages
DI192A - DI192B	93	1,75	1	TE256/A - TE256/B	110	2,359	1
DI232A - DI232B	104	2,138	1	CN100	52	0,81	1
DI272A - DI272B	120	2,65	1	CN160/A - CN160/B	77	1,25	1
PO10/88	34	0,439	1	AG116	65	1,2	1
PO16/88	50	0,68	1	AG216/A - AG216/B	99	1,91	1
PO13/13	54	0,85	1	AA216/A - AA216/B	92	2,02	1
TE116	61,5	0,937	1	CH96	65	1,357	1
TE176/A - TE176/B	82	1,596	1	CH146	82	3,892	1
TE216/A - TE216/B	98,5	1,949	1				

DATASHEET

REGISTERED
DESIGN

IX.2021