

Molteni & C

CHELSEA — RODOLFO DORDONI 2015

1—
5



With the Chelsea sofa, Rodolfo Dordoni extends his idea of comfort from the dining room to the living area. Solid wood structure, enveloping seat, large cushions in goose down, is a contemporary reassessment of the most elegant reading or meditation bergere.



This symbol shows that the product has removable upholstery. Only qualified personnel can remove the upholstery of some of our products. If this information is pertinent, it will be included in the warnings section.



This symbol shows that the product is available on request in a fire resistant version that complies with the standards BS 5852 and TB 117-2013. The buyer is responsible for checking to make sure that the product is suitable and compliant with the requirements for the designated use and the current applicable laws and standards for the destination and use of the product.

DATASHEET

REGISTERED
DESIGN

2025

moltenigroup.com

Dimensions in centimeters and inches. The right to discontinue and make changes is reserved. This information is based on the latest product information available at the time of printing.

FINISHES

STRUCTURE FINISHES

solid wood stained:
eucalyptus - graphite oak - black oak

TECHNICAL INFORMATION

BASE

In solid wood stained. Feet in plastic non slip material.

STRUCTURE INTERIOR

Frame made of solid Fir (Picea abies) and chipboard, with elastic straps.

STRUCTURE PADDING

High capacity variable density foam polyurethane. Light velvet cover.

SEAT CUSHIONS

Insert in shaped polyurethane and sterilised feathers. 100% cotton cover.

BACK CUSHIONS (SOFAS)

Shaped polyurethane flakes and sterilized feathers. 100% cotton cover.

BACK CUSHION (ARMCHAIR)

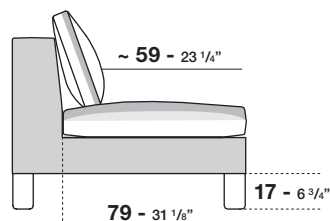
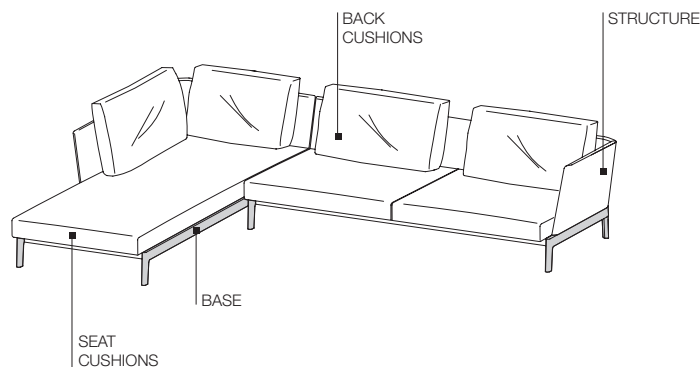
Mixture of unravelled corn fibre and polyester fibre obtained from regenerated materials (solotex) with 100% cotton cover with compartments.

REMOVABLE OUTER COVERS

(See attached card, specific for each cover).



AVAILABLE IN FIRE-RESISTANT
VERSION TB117 AND BS5852



DATASHEET

REGISTERED
DESIGN

2025

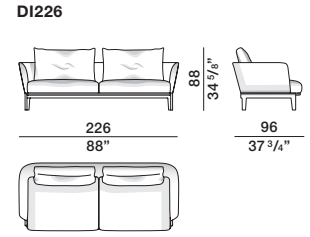
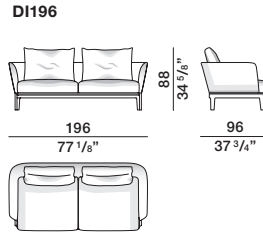
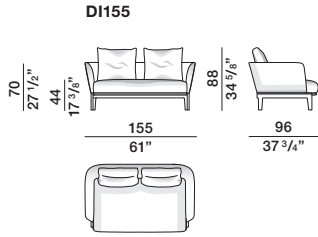
Seat depth for structure only, 79 cm

Seat depth with backrest cushion, ~ 59 cm

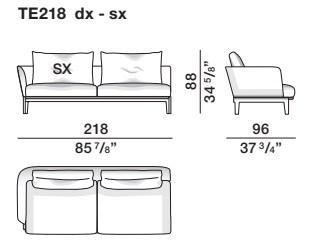
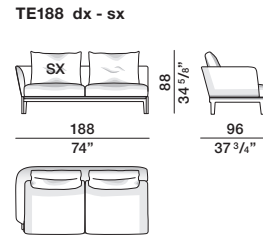
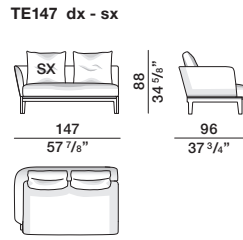
Feet high 17 cm (from ground to under seat)

DIMENSIONS

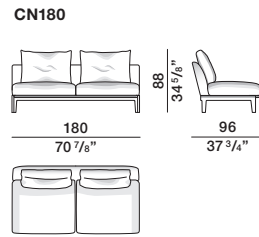
sofas



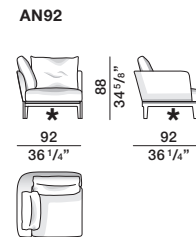
end elements



central

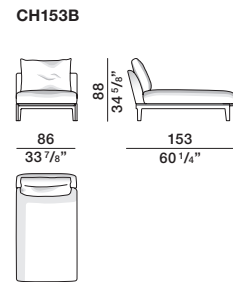
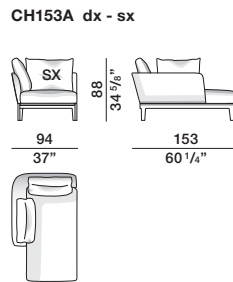
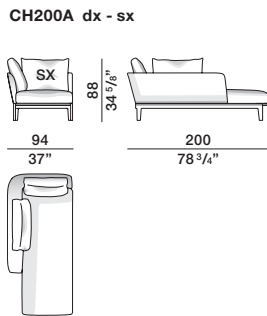


corner

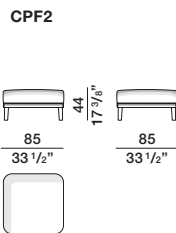


*
the corner version must
always be jointed to the
2 terminal structures

chaise longue



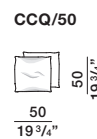
pouf



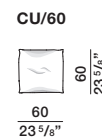
ornamental cushion



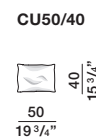
pair of additional cushions



additional cushion



additional cushion



Molteni & C

3—
5

DATASHEET

REGISTERED
DESIGN

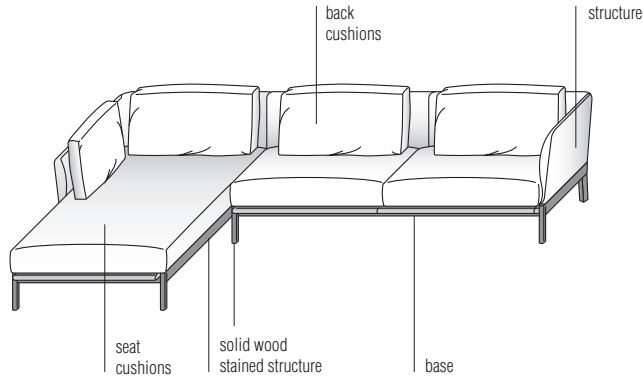
2025

moltenigroup.com


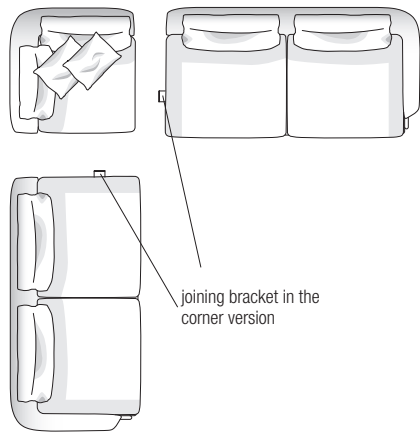
Dimensions in centimeters and inches. The right to discontinue and make changes is reserved. This information is based on the latest product information available at the time of printing.

SAMPLE COMPOSITIONS

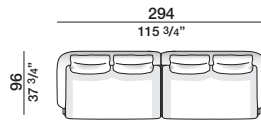
Molteni & C



4—
 5

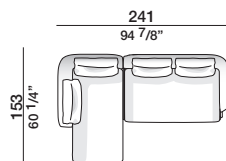


composition 1
 TE147 sx
 TE147 dx



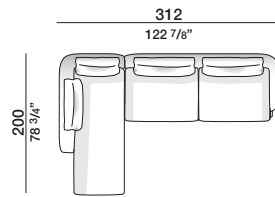
CHC01

composition 3
 CH153A sx
 TE147 dx



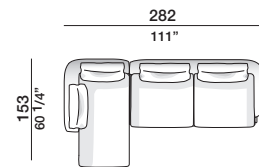
CHC03

composition 2
 CH200A sx
 TE218 dx



CHC02

composition 4
 CH153A sx
 TE188 dx



CHC04

DATASHEET

REGISTERED
 DESIGN

2025

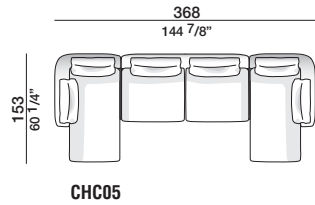
SAMPLE COMPOSITIONS

Molteni & C

5—
5

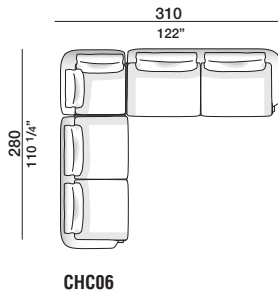
composition 5

CH153A sx
CN180
CH153A dx



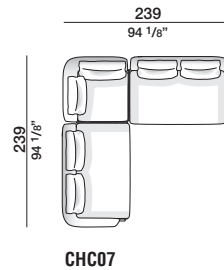
composition 6

TE188 sx
AN92
TE218 dx



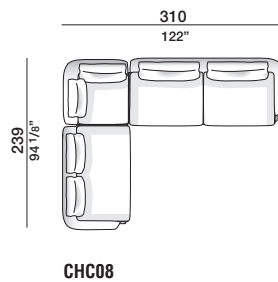
composition 7

TE147 sx
AN92
TE147 dx



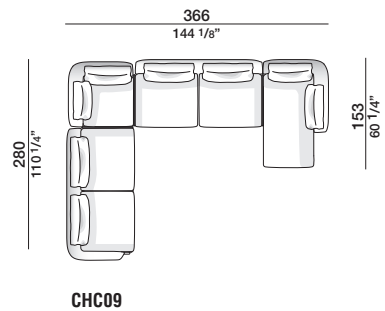
composition 8

TE147 sx
AN92
TE218 dx



composition 9

TE188 sx
AN92
CN180
CH153A dx



DATASHEET

REGISTERED
DESIGN

2025

| code | gross weight kg. | volume mc. | packages | code | gross weight kg. | volume mc. | packages |
|--------|------------------|------------|----------|-------|------------------|------------|----------|
| AN92 | 46 | 1,13 | 1 | DI196 | 77 | 1,742 | 1 |
| CH153A | 58 | 1,373 | 1 | DI226 | 86 | 1,993 | 1 |
| CH153B | 51 | 1,256 | 1 | TE147 | 61 | 1,348 | 1 |
| CH200A | 66 | 1,767 | 1 | TE188 | 74 | 1,683 | 1 |
| CN180 | 69 | 1,044 | 1 | TE218 | 86 | 1,96 | 1 |
| CPF2 | 25 | 0,496 | 1 | | | | |
| DI155 | 68 | 1,315 | 1 | | | | |

Dimensions in centimeters and inches. The right to discontinue and make changes is reserved. This information is based on the latest product information available at the time of printing.