

Molteni & C

LISE — CHRISTOPHE DELCOURT 2025

1—
3



The Lise table is characterized by a strong sculptural presence. The harmony of forms is elegantly expressed by the two opposing, curved base structures that intertwine, reaching upwards with grace. Made of rigid polyurethane, the shapes of the base can be finished with a high-gloss lacquered finish or covered with a sheet of polished steel. The top is available in wood with a glossy lacquered rim or in rich marble with a glossy steel rim. The finish of the rim is consistently mirrored in the base, creating a material continuity between the top and base, giving Lise a distinctive aesthetic.

DATASHEET

REGISTERED
DESIGN

2025

FINISHES

GLOSSY LACQUERED STRUCTURE AND EDGE WITH WOOD TOP

Glossy lacquered colours

forest green
dark blue gray
oz yellow
burgundy red
pewter colour
cappuccino
sand

Woods

coffee oak
black oak

Molteni & C

SHINY STEEL STRUCTURE AND FRAME WITH STONE TOP

Marbles (Cat. M1)

white carrara
black marquina
silver wave
green alpine

Marble (Cat. M7)

breccia capraia

Quartzite

avocadus green

Marbles (Cat. M5)

red lepanto
calacatta
maldive white

TECHNICAL INFORMATION

GLOSSY LACQUERED STRUCTURE AND EDGE WITH WOOD TOP VERSION

LEGS

Rigid polyurethane from mould painted with glossy lacquer with metal insert.

TOP SUPPORT

Painted steel sheet. Only for W 350 steel tubulars.

TOP

Medium-density fibreboard panel covered with oak veneer (Quercus). Glossy lacquered edge.

ADJUSTABLE FEET

Metal with non-slip plastic tips.

SHINY STEEL STRUCTURE AND FRAME WITH STONE TOP VERSION

GAMBE

Rigid polyurethane from mould with metal insert painted on the inside part and covered with shiny steel sheets.

TOP SUPPORT

Painted steel sheet. Only for W 350 steel tubulars.

UNDERTOP

Black melamine medium density fibreboard panel.

TOP

Stone or marble with stain resistant and water-repellent treatment.

FRAME

Shiny stainless steel.

ADJUSTABLE FEET

Metal with non-slip plastic tips.

DATASHEET

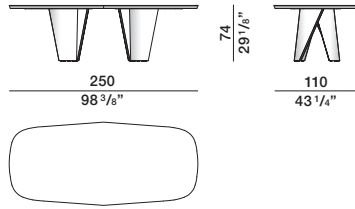
REGISTERED
DESIGN

2025

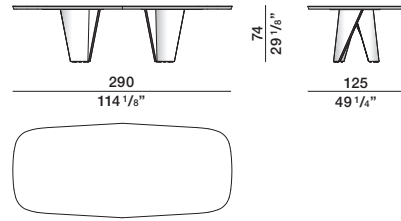
DIMENSIONS

glossy lacquered structure and edge with wood top tables

LT25/11

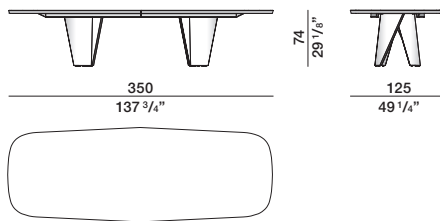


LT29/12



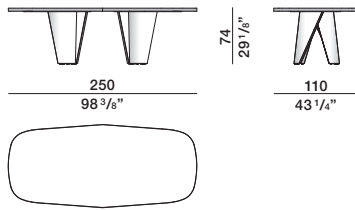
glossy lacquered structure and edge with wood top tables

LT35/12

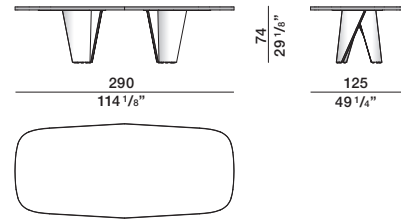


shiny steel structure and frame with stone top tables

LT25/11



LT29/12



shiny steel structure and frame with stone top tables

LT35/12

