

Molteni & C

EMILE — CHRISTOPHE DELCOURT 2025

1—
5



Designed to meet the diverse needs of contemporary living spaces, Emile's aesthetic rigor is manifested through distinctive graphic signs, which run along the sides, front, and elegant backrest. Emile offers a range of comfortable and soft connectable modules, allowing for the creation of customizable configurations: face-to-face, circular, or semicircular seating arrangements, or more linear configurations. All are characterized by direct seating and united by a sense of movement, created by the varying heights of the backrests and the adjustable seat depths. The use of large loose cushions allows for comfort to be tailored to the preferences of each guest.



This symbol shows that the product has removable upholstery. Only qualified personnel can remove the upholstery of some of our products. If this information is pertinent, it will be included in the warnings section.



This symbol shows that the product is available on request in a fire resistant version that complies with the standards BS 5852 and TB 117-2013. The buyer is responsible for checking to make sure that the product is suitable and compliant with the requirements for the designated use and the current applicable laws and standards for the destination and use of the product.

DATASHEET

REGISTERED
DESIGN

2025

moltenigroup.com

Dimensions in centimeters and inches. The right to discontinue and make changes is reserved. This information is based on the latest product information available at the time of printing.

TECHNICAL INFORMATION

INTERNAL SEAT STRUCTURE

Frame made of solid spruce (*Picea abies*) and particle board panels, with elastic straps.

INTERNAL BACK STRUCTURE

Load-bearing metal frame.

SEAT STRUCTURE PADDING

High-firmness, polyurethane foam. Cover in bonded velveteen.

BACK STRUCTURE PADDING

Cold-moulded polyurethane foam with edging in shaped polyurethane and cotton/polyester fibre cover.

BACK CUSHIONS

Insert in polyurethane foam, recycled polyester fibre, 100% cotton cover.

ORNAMENTAL BACK CUSHIONS

100% cotton cover, recycled polyester fibre.

FEET

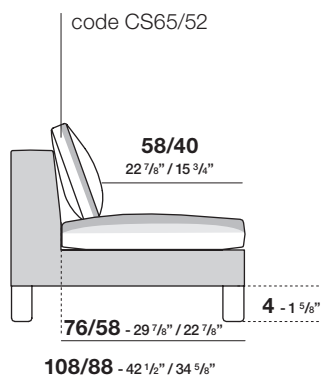
Painted aluminium with non-slip plastic tips.

REMOVABLE OUTER COVER

(See attached card, specifically for the cover).



AVAILABLE IN FIRE-RESISTANT
VERSION TB117 AND BS5852



Seat depth for structure only, 76/58 cm

Seat depth with backrest cushion code CS65/52, 58/40 cm

Feet height 4 cm (from ground to under seat)

NOTES

For optimal ergonomics and comfort, we recommend designing each model with one or more backrest cushions according to the measurements given in the price list. In addition to optimal ergonomics, these elements complete the product and give it an elegant appearance.

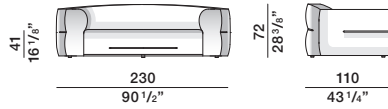
DATASHEET

REGISTERED
DESIGN

2025

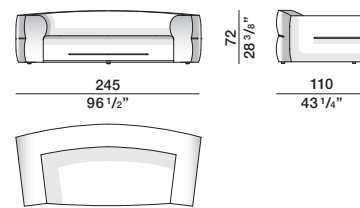
DIMENSIONS

sofa



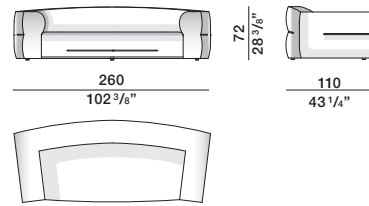
DI2311

sofa



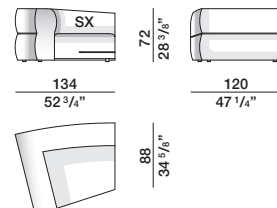
DI2411

sofa



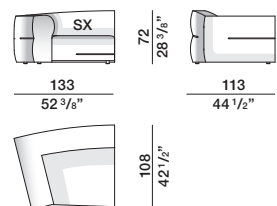
DI2611

high armrest terminal element



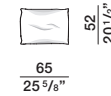
TA1309 dx-sx

low armrest terminal element



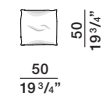
TB1311 dx-sx

back cushion



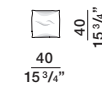
CS65/52

back cushion



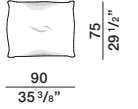
CS50/50

back cushion



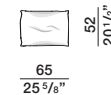
CS40/40

ornamental
back cushion



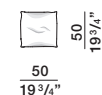
PCU90/75

back cushion



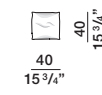
CS65/52

back cushion



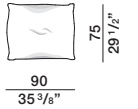
CS50/50

back cushion



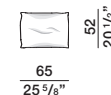
CS40/40

ornamental
back cushion



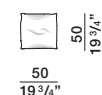
PCU90/75

back cushion



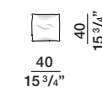
CS65/52

back cushion



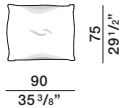
CS50/50

back cushion



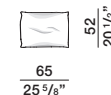
CS40/40

ornamental
back cushion



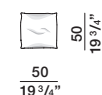
PCU90/75

back cushion



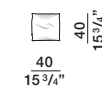
CS65/52

back cushion



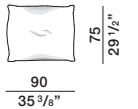
CS50/50

back cushion



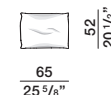
CS40/40

ornamental
back cushion



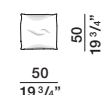
PCU90/75

back cushion



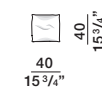
CS65/52

back cushion



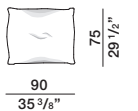
CS50/50

back cushion



CS40/40

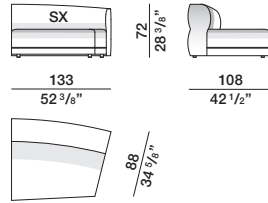
ornamental
back cushion



PCU90/75

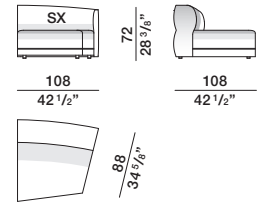
DIMENSIONS

large central element



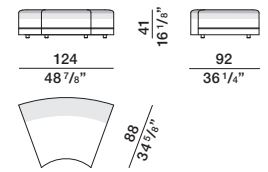
CN1311 dx-sx

small central element



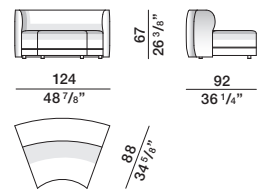
CN1011 dx-sx

corner element



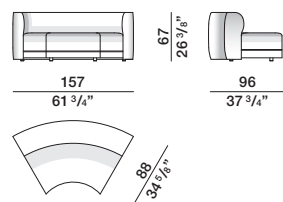
AN1209

corner element with back



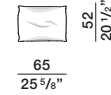
AS1209

large corner element with backrest



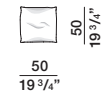
AS1509

back cushion



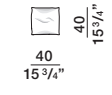
CS65/52

back cushion



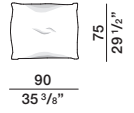
CS50/50

back cushion



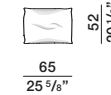
CS40/40

**ornamental
back cushion**



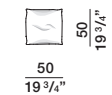
PCU90/75

back cushion



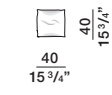
CS65/52

back cushion



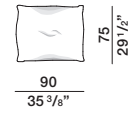
CS50/50

back cushion



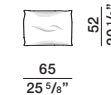
CS40/40

**ornamental
back cushion**



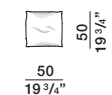
PCU90/75

back cushion



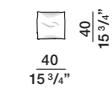
CS65/52

back cushion



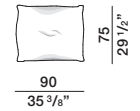
CS50/50

back cushion



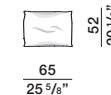
CS40/40

**ornamental
back cushion**



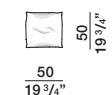
PCU90/75

back cushion



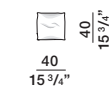
CS65/52

back cushion



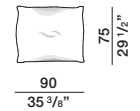
CS50/50

back cushion



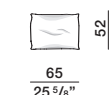
CS40/40

**ornamental
back cushion**



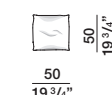
PCU90/75

back cushion



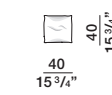
CS65/52

back cushion



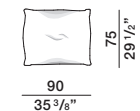
CS50/50

back cushion



CS40/40

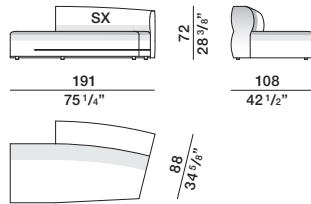
**ornamental
back cushion**



PCU90/75

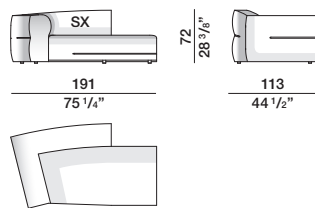
DIMENSIONS

island element



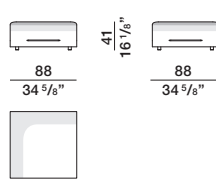
IS1911 dx-sx

island element with armrest

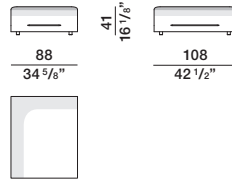


IB1911 dx-sx

pouf

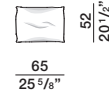


PF0909



PF1109

back cushion



CS65/52

back cushion



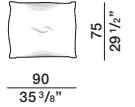
CS50/50

back cushion



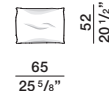
CS40/40

**ornamental
back cushion**



PCU90/75

back cushion



CS65/52

back cushion



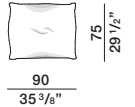
CS50/50

back cushion



CS40/40

**ornamental
back cushion**



PCU90/75

DATASHEET

REGISTERED
DESIGN

2025