

Molteni & C

DWELL — CRS 2013

1—
3



È un sistema di porte scorrevoli e pareti divisorie. Il sistema è utilizzabile a soffitto, a parete e ad incasso con controsoffitto.

**SCHEDA
TECNICA**

REGISTERED
DESIGN

IX.2022

moltenigroup.com

Dimensioni espresse in millimetri. L'azienda si riserva il diritto di apportare modifiche ai modelli senza preavviso. Le informazioni qui riportate sono basate sugli ultimi dati pubblicati a listino.

FINITURE

Finiture

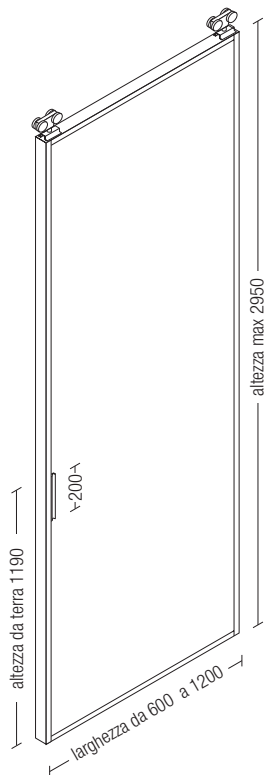
alluminio anodizzato alluminio brown vetro trasp. extrachiaro vetro fumé vetro stopsol

componenti

telaio porta o parete divisoria					
vetro					
binario					
profili di copertura binario					

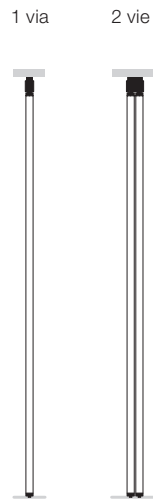
Molteni & C

DIMENSIONI




BINARI


BINARIO A SOFFITTO



BINARIO A PARETE



BINARIO AD INCASSO



2—
3

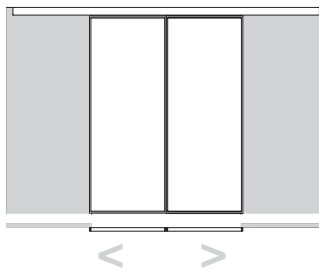
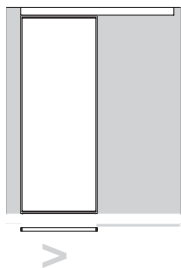
SCHEDA
TECNICA

REGISTERED
DESIGN

IX.2022

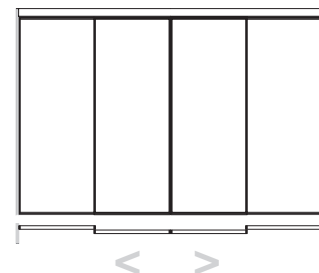
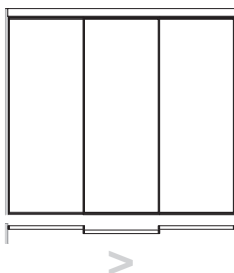

COMPOSIZIONI

Binario
1 via
Fuori luce

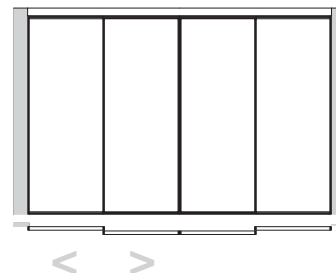



Molteni & C

Binario
2 vie
In luce



Binario
2 vie
Fuori luce



Soluzioni
ad angolo

