

## GREGOR — VINCENT VAN DUYSSEN 2019

1—  
9



Vincent Van Duysen prosegue la sua ricerca nel mondo del living contemporaneo progettando per Molteni&C il sistema di sedute componibile Gregor. Composto da vari elementi rettilinei, ad angolo o a penisola che si abbinano tra loro per dar luogo a molteplici combinazioni per uno spazio abitativo destinato alla conversazione, lettura e alla fruizione di tutti i dispositivi media destinati all'entertainment. Molteplici le caratteristiche che lo contraddistinguono che ne evidenziano la linea volta a sottolineare la leggerezza complessiva del progetto. La base in acciaio, nella nuova finitura zinco, sostenuta da piedini che ricordano i suoi progetti di arredo più recenti, è rivestita in tessuto o in pelle come i braccioli ad ala, atti a sostenere morbidi cuscini e fungere contemporaneamente da piano d'appoggio.



Il simbolo indica che questo prodotto è dotato di rivestimento sfoderabile. In alcuni casi, il prodotto è sfoderabile, ma solo da personale qualificato; questa evenienza viene evidenziata nelle avvertenze.



Il simbolo indica che il prodotto è disponibile, su richiesta, in versione ignifuga in ottemperanza alle normative BS 5852 e TB 117-2013.

È responsabilità dell'acquirente verificare che il prodotto sia idoneo e conforme ai requisiti richiesti per la destinazione d'uso e alle normative vigenti nel luogo di destinazione e utilizzo del prodotto.

**SCHEDA  
TECNICA**

REGISTERED  
DESIGN

2026

## FINITURE

### FINITURE BASAMENTO

verniciato zinco  
verniciato peltro

## INFORMAZIONI TECNICHE

### BASAMENTO

Acciaio elettrosaldato verniciato con appoggi a terra in materiale plastico.

### STRUTTURA SOTTOSEDILE

Pannello in multistrato sagomati con cinghie elastiche e tamponatura superiore in poliuretano ad alta densità. Rivestimento in poliuretano accoppiato con fibra poliestere.

### INTERNO STRUTTURA PARTI IMBOTTITE

Telaio composto da legno massello di Abete (Picea abies) e pannelli di particelle di legno.

### IMBOTTITURA STRUTTURA PARTI IMBOTTITE

Poliuretano espanso ad alta portanza a densità variabile. Fodera in vellutino accoppiato.

### CUSCINO SEDUTA

Inserto in poliuretano sagomato e piuma sterilizzata. Fodera in cotone 100%.

### CUSCINI SCHIENALE

Solotex. Fodera in cotone 100%.

### BRACCIOLO AD ALA

Telaio metallico portante con imbottitura in poliuretano schiumato a freddo in stampo con fodera in cotone/fibra poliestere.

### POGGIATESTA FISSO

Pannello sagomato in multistrato. Rivestimento in poliuretano accoppiato con fibra poliestere.

### POGGIATESTA RULLO

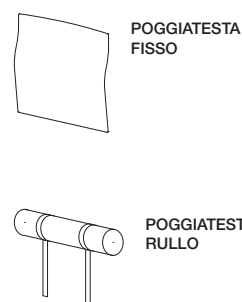
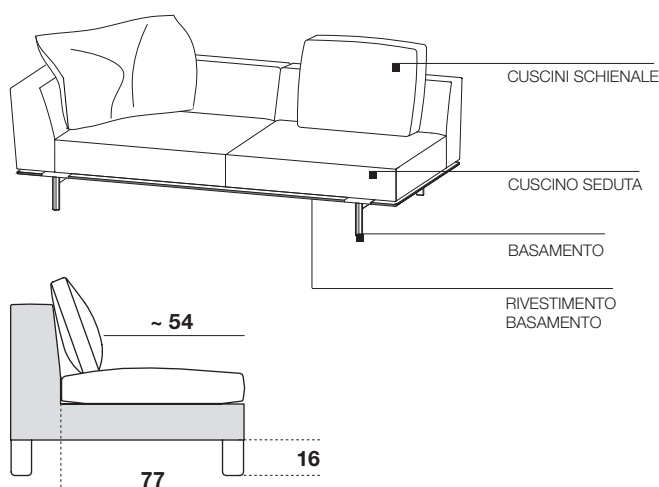
Poliuretano espanso ad alta portanza. Fodera in vellutino accoppiato.

### RIVESTIMENTO ESTERNO SFODERABILE

(Vedi scheda allegata, specifica del rivestimento).



PRODOTTO DISPONIBILE  
IN VERSIONE CONFORME  
A TB117 O BS5852



## SCHEDA TECNICA

REGISTERED  
DESIGN

2026

Profondità di seduta solo struttura 77 cm  
Profondità di seduta con cuscino schienale ~ 54 cm  
Altezza da pavimento a sotto divano 16 cm


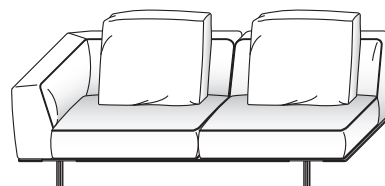
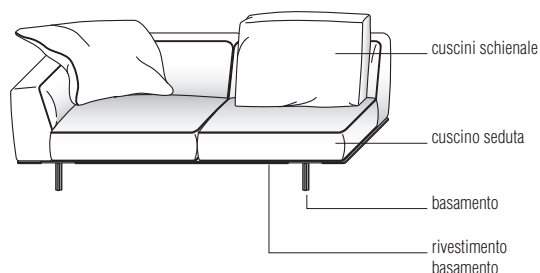
## AVVERTENZE

- Codici a listino con **finale A:**  
Tutti gli elementi di rivestimento in tessuto sono della stessa categoria e colore.  
Tutti gli elementi di rivestimento in pelle sono della stessa categoria e colore.
- Codici a listino con **finale B:**  
Rivestimento del basamento e del bracciolo in pelle / rivestimenti struttura + cuscini in tessuto.
- Il poggiatesta a rullo PGR1B ha il rullo in tessuto e le cinghie di fissaggio in pelle.

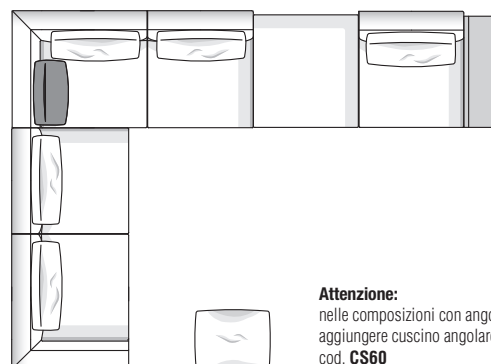
### Nella compilazione dell'Ordine

Specificare la tipologia degli schienali.

### Ipotesi configurazioni

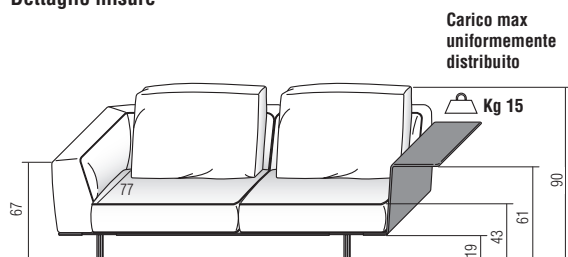


### Esempi compositivi



**Attenzione:**  
nelle composizioni con angolo  
aggiungere cuscino angolare  
cod. **CS60**


### Dettaglio misure





**Carico max  
uniformemente  
distribuito**

**Kg 15**

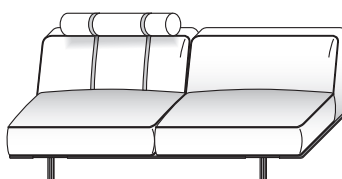
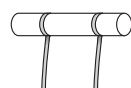
### Poggiatesta fisso



### Esempi utilizzo poggiatesta

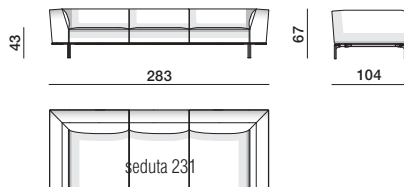


### Poggiatesta rullo



## DIMENSIONI

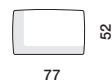
**divano**  
**DV283A DV283B**



**cuscino schienale**  
**CS65**



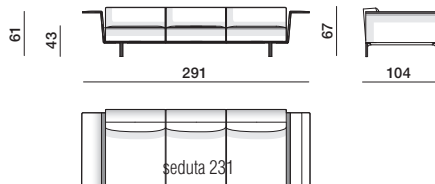
**cuscino schienale**  
**CS77**



**cuscino ornamentale**  
**PCU90/75**



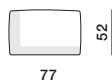
**divano con braccioli**  
**DB291A DB291B**



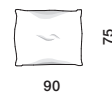
**cuscino schienale**  
**CS65**



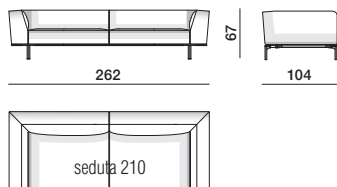
**cuscino schienale**  
**CS77**



**cuscino ornamentale**  
**PCU90/75**



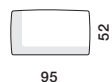
**divano**  
**DV262A DV262B**



**cuscino schienale**  
**CS65**



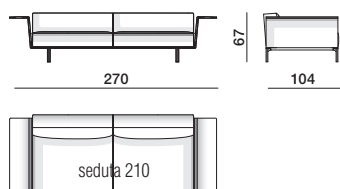
**cuscino schienale**  
**CS95**



**cuscino ornamentale**  
**PCU90/75**



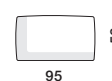
**divano con braccioli**  
**DB270A DB270B**



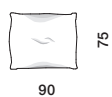
**cuscino schienale**  
**CS65**



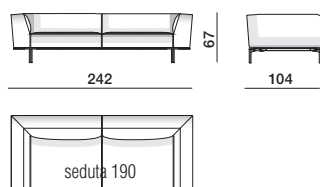
**cuscino schienale**  
**CS95**



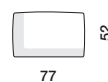
**cuscino ornamentale**  
**PCU90/75**



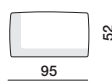
**divano**  
**DV242A DV242B**



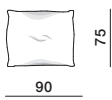
**cuscino schienale**  
**CS77**



**cuscino schienale**  
**CS95**



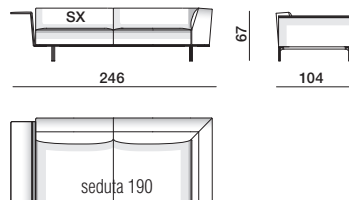
**cuscino ornamentale**  
**PCU90/75**



## DIMENSIONI

### divano con bracciolo

DB246A dx-sx DB246B dx-sx



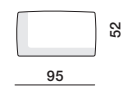
### cuscino schienale

CS77



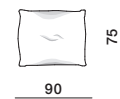
### cuscino schienale

CS95



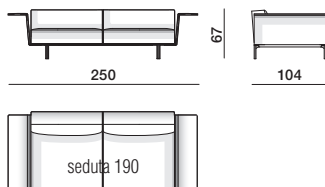
### cuscino ornamentale

PCU90/75



### divano con braccioli

DB250A DB250B



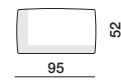
### cuscino schienale

CS77



### cuscino schienale

CS95



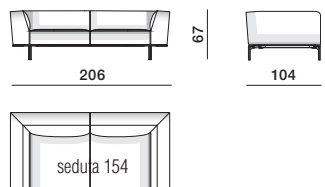
### cuscino ornamentale

PCU90/75



### divano

DV206A DV206B



### cuscino schienale

CS65



### cuscino schienale

CS77



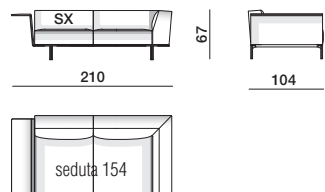
### cuscino ornamentale

PCU90/75



### divano con bracciolo

DB210A dx-sx DB210B dx-sx



### cuscino schienale

CS65



### cuscino schienale

CS77



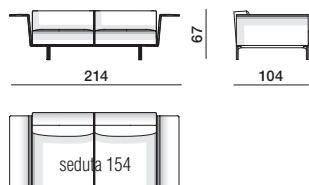
### cuscino ornamentale

PCU90/75



### divano con braccioli

DB214A DB214B




### cuscino schienale

CS65



### cuscino schienale

CS77



### cuscino ornamentale

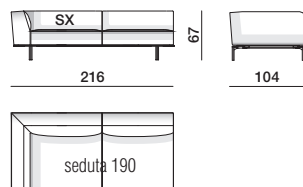
PCU90/75



## DIMENSIONI

### terminale

TR216A dx-sx TR216B dx-sx



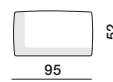
### cuscino schienale

CS77



### cuscino schienale

CS95



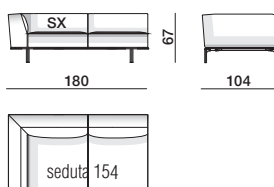
### cuscino ornamentale

PCU90/75



### terminale

TR180A dx-sx TR180B dx-sx



### cuscino schienale

CS65



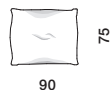
### cuscino schienale

CS77



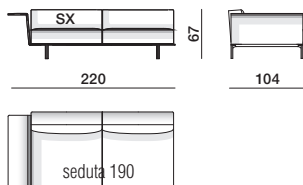
### cuscino ornamentale

PCU90/75



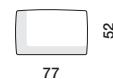
### terminale con bracciolo

TB220A dx-sx TB220B dx-sx



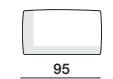
### cuscino schienale

CS77



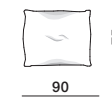
### cuscino schienale

CS95



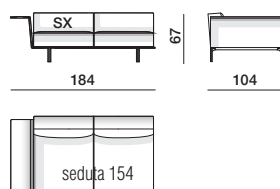
### cuscino ornamentale

PCU90/75



### terminale con bracciolo

TB184A dx-sx TB184B dx-sx




### cuscino schienale

CS65



### cuscino schienale

CS77



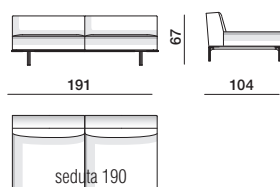
### cuscino ornamentale

PCU90/75



### centrale

CN191A CN191B



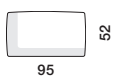
### cuscino schienale

CS77



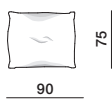
### cuscino schienale

CS95



### cuscino ornamentale

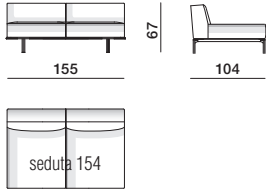
PCU90/75



DIMENSIONI

centrale

CN155A CN155B



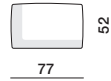
cuscino schienale

CS65



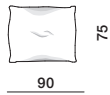
cuscino schienale

CS77



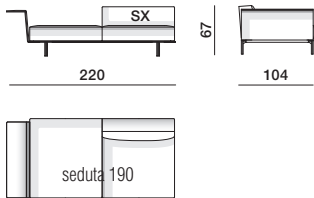
cuscino ornamentale

PCU90/75



isola con bracciolo

IB220A dx-sx IB220B dx-sx



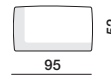
cuscino schienale

CS77



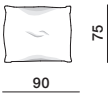
cuscino schienale

CS95



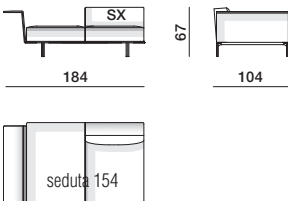
cuscino ornamentale

PCU90/75



isola con bracciolo

IB184A dx-sx IB184B dx-sx



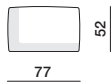
cuscino schienale

CS65



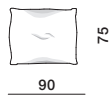
cuscino schienale

CS77



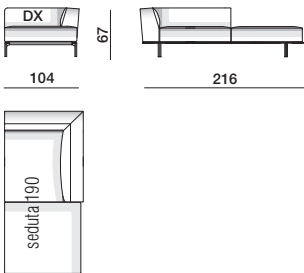
cuscino ornamentale

PCU90/75



chaise longue

CL216A dx-sx CL216B dx-sx



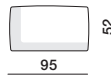
cuscino schienale

CS77



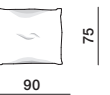
cuscino schienale

CS95



cuscino ornamentale

PCU90/75

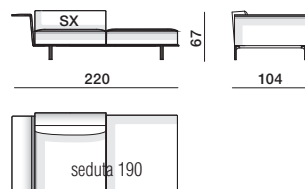


## DIMENSIONI

### terminale con bracciolo

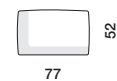
TC220A dx-sx

TC220B dx-sx



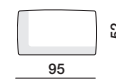
### cuscino schienale

CS77



### cuscino schienale

CS95



### cuscino ornamentale

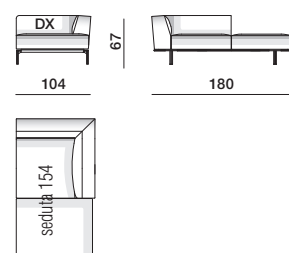
PCU90/75



### chaise longue

CL180A dx-sx

CL180B dx-sx



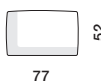
### cuscino schienale

CS65



### cuscino schienale

CS77



### cuscino ornamentale

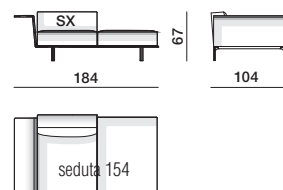
PCU90/75



### terminale con bracciolo

TC184A dx-sx

TC184B dx-sx



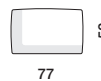
### cuscino schienale

CS65



### cuscino schienale

CS77



### cuscino ornamentale

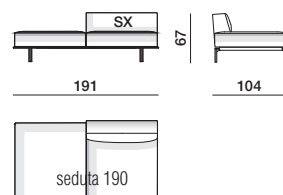
PCU90/75



### isola

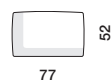
IS191A dx-sx

IS191B dx-sx



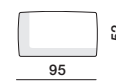
### cuscino schienale

CS77



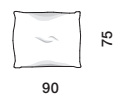
### cuscino schienale

CS95



### cuscino ornamentale

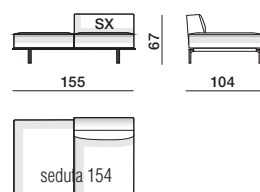
PCU90/75



### isola

IS155A dx-sx

IS155B dx-sx



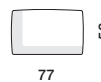
### cuscino schienale

CS65



### cuscino schienale

CS77



### cuscino ornamentale

PCU90/75

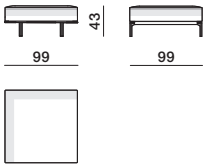




DIMENSIONI

pouf

PF099A                      PF099B



cuscino angolare

CS60



poggiatesta fisso

PGT1



poggiatesta rullo

rullo Ø 12

PGR1A                      PGR1B



cuscini  
ornamentali

cuscino singolo

CU/50



coppia cuscini aggiuntivi

CCQ/50



cuscino aggiuntivo

CU/60



cuscino aggiuntivo

CU/50/40



cuscino aggiuntivo

CU40/40



codice prodotto	peso lordo kg.	volume mc.	colli	codice prodotto	peso lordo kg.	volume mc.	colli
DV283A - DV283B	159	2,789	1	TB184A - TB184B	95	1,65	1
DB291A - DB291B	140	2,4	1	CN191A - CN191B	105	1,8	1
DV262A - DV262B	135	2,4	1	CN155A - CN155B	79	1,403	1
DB270A - DB270B	135	2,3	1	IB220A - IB220B	100	1,9	1
DV242A - DV242B	122	2,274	1	IB184A - IB184B	90	1,6	1
DB246A - DB246B	130	2,15	1	CL216A - CL216B	108	1,95	1
DB250A - DB250B	120	2,2	1	TC220A - TC220B	100	1,9	1
DV206A - DV206B	120	1,83	1	CL180A - CL180B	95	1,63	1
DB210A - DB210B	115	1,88	1	TC184A - TC184B	90	1,65	1
DB214A - DB214B	110	1,85	1	IS191A - IS191B	85	1,6	1
TR216A - TR216B	106	2,044	1	IS155A - IS155B	75	1,35	1
TR180A - TR180B	100	1,655	1	PF099A - PF099B	45	0,66	1
TB220A - TB220B	110	1,9	1				