

Molteni & C

OCTAVE — VINCENT VAN DUYSSEN 2020

1—
9



Octave è un sistema di divani componibili di design dalle forme rigorose. Un progetto dalle linee geometriche essenziali, basato su elementi accostabili tra loro che danno vita a composizioni lineari, angolari o, tramite l'inserimento di elementi sospesi trapezoidali o rettangolari, a configurazioni inedite di grande attrattività. Piedi a lama in acciaio pressofuso sostengono la base su cui poggiano schienali bassi imbottiti di forma rettangolare, in tessuto o pelle, dello stesso spessore dei comodi cuscini di seduta. A garantirne il massimo comfort cuscini d'appoggio complementari, sempre rettangolari o quadrati insieme all'elemento poggia testa che può essere posizionato liberamente sullo schienale permettendone l'utilizzo in diverse posizioni. Oltre ai tradizionali elementi lineari o ad angolo, Octave dispone di elementi aperti per creare chaise longue o pouf che possono accostarsi alla composizione o rimanere liberi anche al centro della stanza. Gli elementi di congiunzione rettangolari o trapezoidali si caratterizzano per la presenza di innovativi vassoi in cuoio per appoggiare ogni genere di oggetti. Grazie all'ampia possibilità di creare composizioni articolate, Octave è ideale nell'ambito delle attività "smart working" attraverso l'utilizzo degli elementi di congiunzione studiati per supportare laptop e tablet.



Il simbolo indica che questo prodotto è dotato di rivestimento sfoderabile. In alcuni casi, il prodotto è sfoderabile, ma solo da personale qualificato; questa evenienza viene evidenziata nelle avvertenze.



Il simbolo indica che il prodotto è disponibile, su richiesta, in versione ignifuga in ottemperanza alle normative BS 5852 e TB 117-2013.

È responsabilità dell'acquirente verificare che il prodotto sia idoneo e conforme ai requisiti richiesti per la destinazione d'uso e alle normative vigenti nel luogo di destinazione e utilizzo del prodotto.

SCHEDA
TECNICA

REGISTERED
DESIGN

IX.2023

FINITURE

FINITURE BASAMENTO
verniciato zinco - verniciato peltro

FINITURE CUIO RIGENERATO
avorio - testa di moro - naturale -
verde fango - tortora - nero

INFORMAZIONI TECNICHE

INTERNO STRUTTURA

Telaio composto da legno massello di Abete (Picea abies) e pannelli di particelle di legno, con cinghie elastiche.

IMBOTTITURA STRUTTURA

Poliuretano espanso ad alta portanza a densità variabile. Fodera in vellutino accoppiato.

CUSCINO SEDUTA

Inserto in poliuretano sagomato e piuma sterilizzata. Fodera in cotone 100%.

CUSCINI SCHIENALE E POGGIARENI

Fibra poliestere e piuma sterilizzata. Fodera in cotone 100%.

POGGIATESTA

Poliuretano espanso ad alta portanza. Fodera in vellutino accoppiato.

VASSOI PORTAOGGETTI

Lamiera di acciaio termosaldato rivestita in cuoio rigenerato nei colori della gamma Molteni.

PIEDI

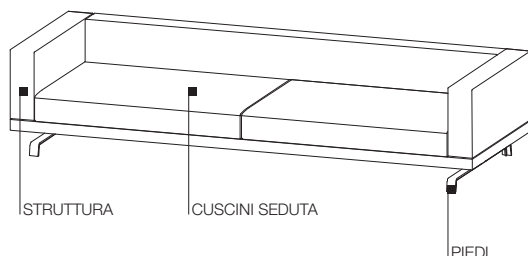
In acciaio termosaldato verniciato con puntali d'appoggio in materiale plastico antiscivolo.

RIVESTIMENTO ESTERNO SFODERABILE

(Vedi scheda allegata, specifica del rivestimento).



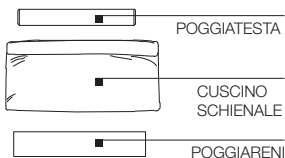
PRODOTTO DISPONIBILE
IN VERSIONE CONFORME
A TB117 O BS6852



STRUTTURA

CUSCINI SEDUTA

PIEDI



POGGIATESTA

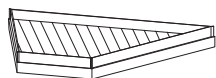
CUSCINO
SCHIENALE

POGGIARENI

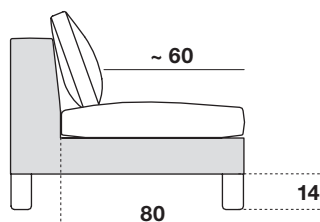
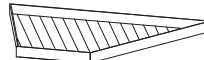
POGGIATESTA



MENSOLA ANGOLARE



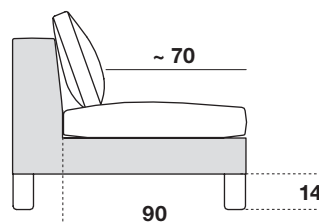
VASSOI PORTAOGGETTI



~ 60

80

14



~ 70

90

14

SCHEDA TECNICA

REGISTERED
DESIGN

IX.2023

PROFONDITÀ 95 cm

Profondità di seduta solo struttura 80 cm
Profondità di seduta con cuscino schienale ~ 60 cm
Altezza da pavimento a sotto divano 14 cm

PROFONDITÀ 105 cm

Profondità di seduta solo struttura 90 cm
Profondità di seduta con cuscino schienale ~ 70 cm
Altezza da pavimento a sotto divano 14 cm

AVVERTENZE

- ▶ Codici a listino con **finale A:**
Profondità 105 cm.
- ▶ Codici a listino con **finale C:**
Profondità 95 cm.
- ▶ **Per la corretta ergonomia e per godere del massimo confort si consiglia di progettare ogni modulo utilizzando cuscino schienale, poggiatesta e cuscino poggiaresi, secondo gli accoppiamenti/misure proposti a listino. Oltre alla corretta ergonomia la presenza di questi elementi conferisce al prodotto un aspetto estetico completo ed elegante.**
- ▶ **ATTENZIONE:**
I vassoi portaoggetti non sono ordinabili singolarmente ma unicamente abbinati ai moduli previsti a listino.
- ▶ **La mensola angolare deve sempre essere utilizzata con un elemento imbottito a dx ed uno a sx.**
Non è possibile utilizzare la mensola angolare come elemento terminale/finale.

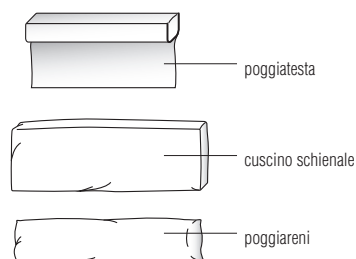
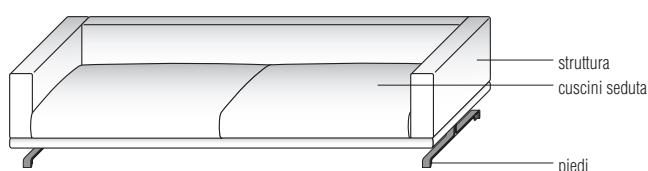
Molteni & C

Nella compilazione dell'Ordine

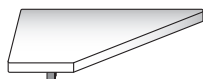
Specificare la misura di schienali, poggiatesta e poggiaresi.

3—

9



Mensola angolare



Vassoi portaoggetti



SCHEDA
TECNICA

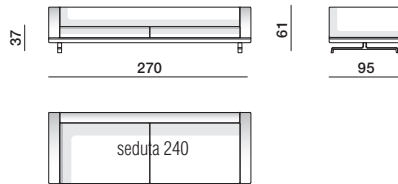
REGISTERED
DESIGN

IX.2023

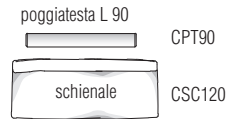
DIMENSIONI

Octave profondità 95

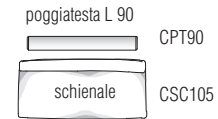
divano
DI270C



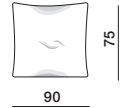
cuscino schienale
L 120



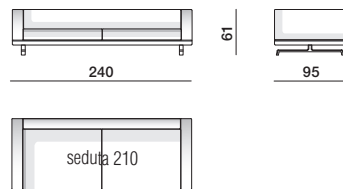
cuscino schienale
L 105



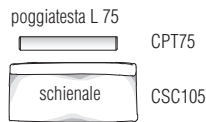
cuscino ornamentale
PCU90/75



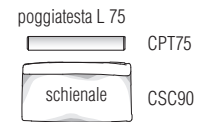
divano
DI240C



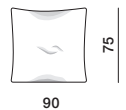
cuscino schienale
L 105



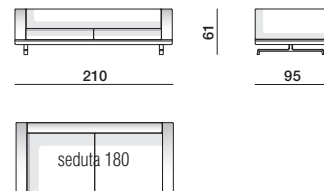
cuscino schienale
L 90



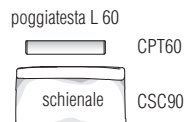
cuscino ornamentale
PCU90/75



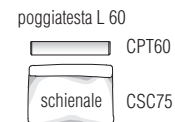
divano
DI210C



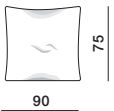
cuscino schienale
L 90



cuscino schienale
L 75



cuscino ornamentale
PCU90/75



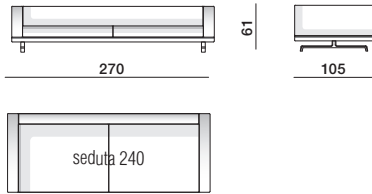
DIMENSIONI

Octave profondità 105

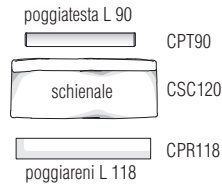
Molteni & C

5—
9

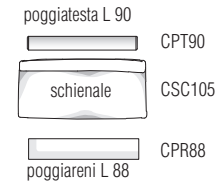
divano
DI270A



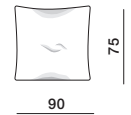
cuscinio schienale
L 120



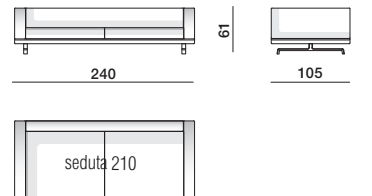
cuscinio schienale
L 105



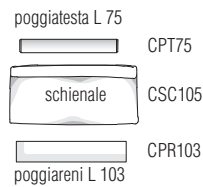
cuscinio ornamentale
PCU90/75



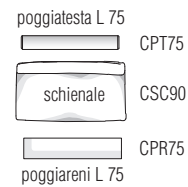
divano
DI240A



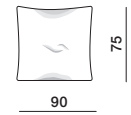
cuscinio schienale
L 105



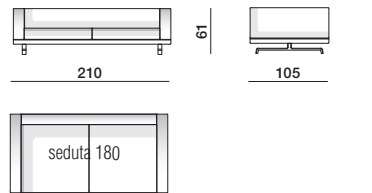
cuscinio schienale
L 90



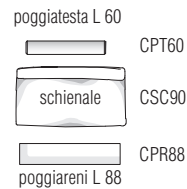
cuscinio ornamentale
PCU90/75



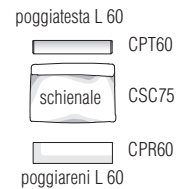
divano
DI210A



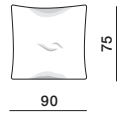
cuscinio schienale
L 90



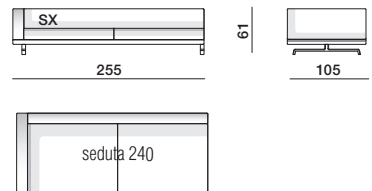
cuscinio schienale
L 75



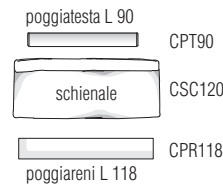
cuscinio ornamentale
PCU90/75



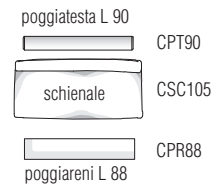
terminale
TE255A dx - sx



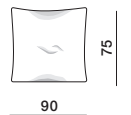
cuscinio schienale
L 120



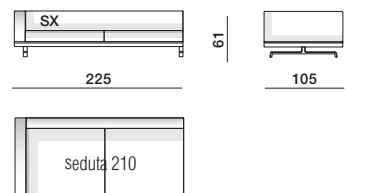
cuscinio schienale
L 105



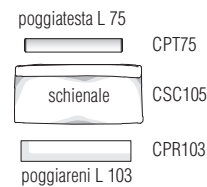
cuscinio ornamentale
PCU90/75



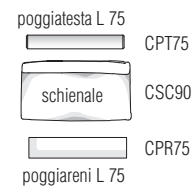
terminale
TE225A dx - sx



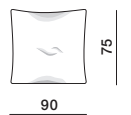
cuscinio schienale
L 105



cuscinio schienale
L 90



cuscinio ornamentale
PCU90/75



**SCHEDA
TECNICA**

REGISTERED
DESIGN

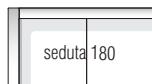
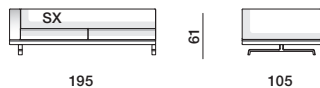
IX.2023

DIMENSIONI

Octave profondità 105

terminale

TE195A dx - sx



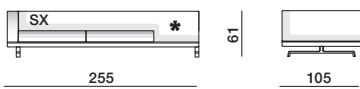
terminale

TE135A dx - sx



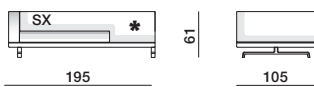
terminale con vassoio (60x90)

TV255A dx - sx



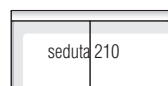
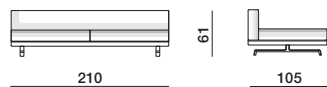
terminale con vassoio (60x90)

TV195A dx - sx



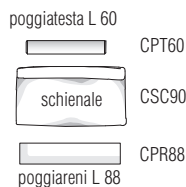
centrale

CT210A



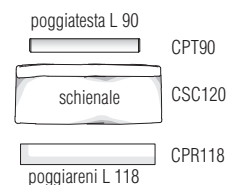
cuscino schienale

L 90



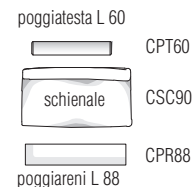
cuscino schienale

L 120



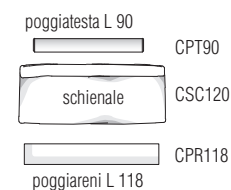
cuscino schienale

L 90



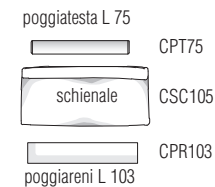
cuscino schienale

L 120



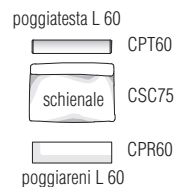
cuscino schienale

L 105



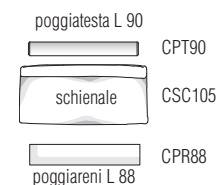
cuscino schienale

L 75



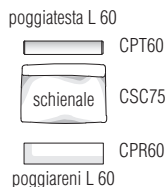
cuscino schienale

L 105



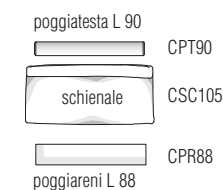
cuscino schienale

L 75



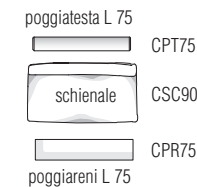
cuscino schienale

L 105



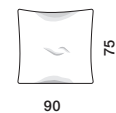
cuscino schienale

L 90



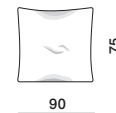
cuscino ornamentale

PCU90/75



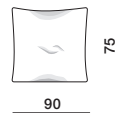
cuscino ornamentale

PCU90/75



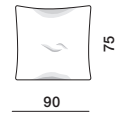
cuscino ornamentale

PCU90/75



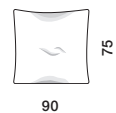
cuscino ornamentale

PCU90/75



cuscino ornamentale

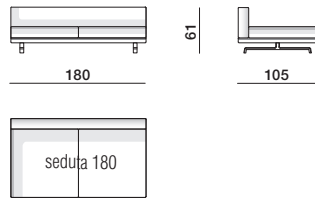
PCU90/75



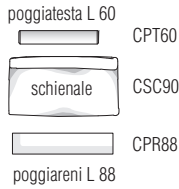
DIMENSIONI

Octave profondità 105

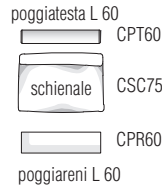
centrale
CT180A



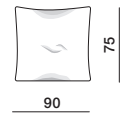
cuscino schienale
L 90



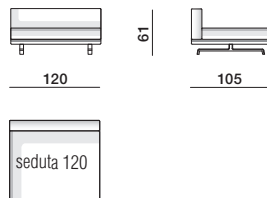
cuscino schienale
L 75



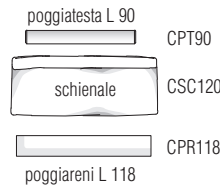
cuscino ornamentale
PCU90/75



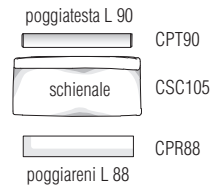
centrale
CT120A



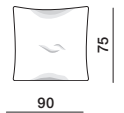
cuscino schienale
L 120



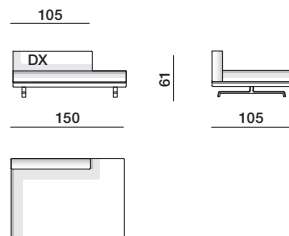
cuscino schienale
L 105



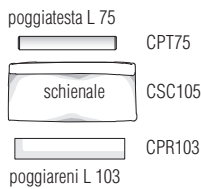
cuscino ornamentale
PCU90/75



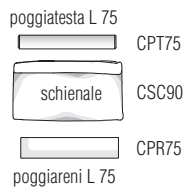
isola
IS150A dx - sx



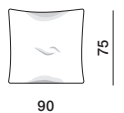
cuscino schienale
L 105



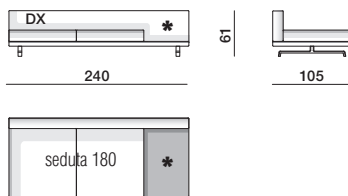
cuscino schienale
L 90



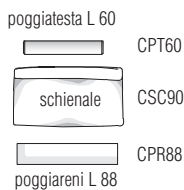
cuscino ornamentale
PCU90/75



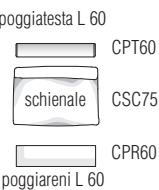
isola con vassoio (60x90)
IV240A dx - sx



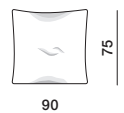
cuscino schienale
L 90



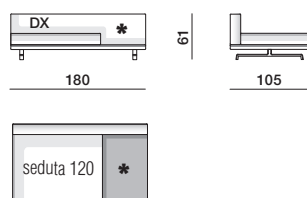
cuscino schienale
L 75



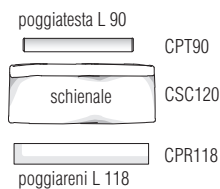
cuscino ornamentale
PCU90/75



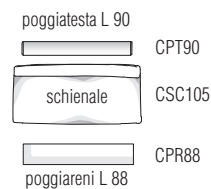
isola con vassoio (60x90)
IV180A dx - sx



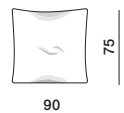
cuscino schienale
L 120



cuscino schienale
L 105



cuscino ornamentale
PCU90/75



SCHEDA
TECNICA

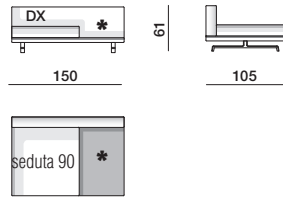
REGISTERED
DESIGN

IX.2023

DIMENSIONI

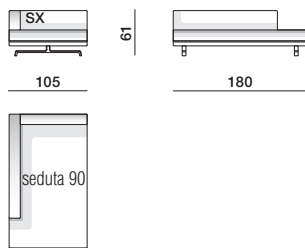
isola con vassoio (60x90)

IV150A dx - sx



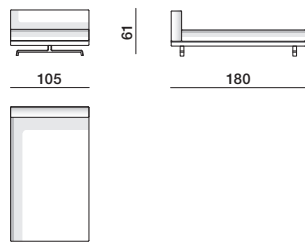
chaise longue

CL105 dx - sx



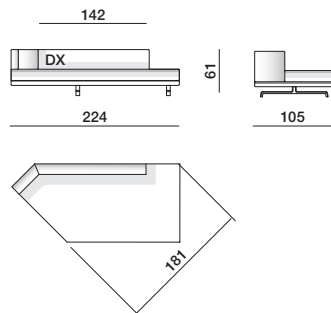
daybed

DB105



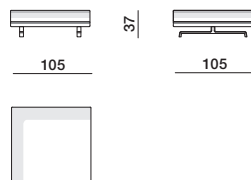
isola angolare

IA224A dx - sx



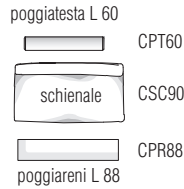
pouf

PF105A



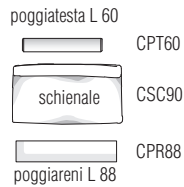
cuscinio schienale

L 90



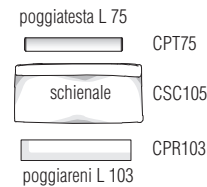
cuscinio schienale

L 90



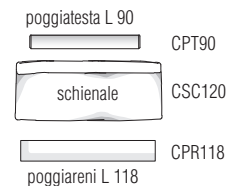
cuscinio schienale

L 105



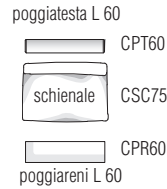
cuscinio schienale

L 120



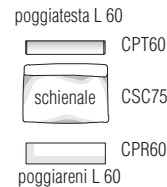
cuscinio schienale

L 75



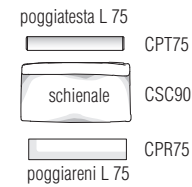
cuscinio schienale

L 75



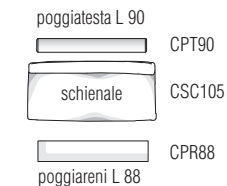
cuscinio schienale

L 90



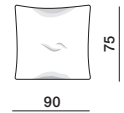
cuscinio schienale

L 105



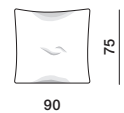
cuscinio ornamentale

PCU90/75



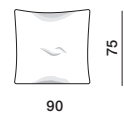
cuscinio ornamentale

PCU90/75



cuscinio ornamentale

PCU90/75



DIMENSIONI

mensola angolare


AME2



Molteni & C

vassoio portaoggetti

AVP1



vassoio portaoggetti

AVP2



9—
9

codice prodotto	peso lordo kg.	volume mc.	colli	codice prodotto	peso lordo kg.	volume mc.	colli
DI270C	139	2,3	1	CT210A	110	1,8	1
DI240C	130	2,1	1	CT180A	82,8	1,5	1
DI210C	120	2	1	CT120A	60	1,1	1
DI270A	139	2,3	1	IS150A	82	1,4	1
DI240A	130	2,1	1	IV240A	117	2	1
DI210A	120	2	1	IV180A	91	1,6	1
TE255A	145	2,3	1	IV150A	85	1,4	1
TE225A	127	2,15	1	CL105	96	1,59	1
TE195A	112	1,8	1	DB105	90	1,5	1
TE135A	88	1,4	1	IA224A	106	2	1
TV255A	130	2,22	1	PF105A	49	0,7	1
TV195A	109	1,85	1	AME2	29	0,38	1

SCHEDA
TECNICA

REGISTERED
DESIGN

IX.2023