

Molteni & C

D.655.1 - D.655.2 Chests of drawers — GIO PONTI 1952-55 / 2012

1—
2



Marked by hand-painted white drawer fronts with applied handles in various wood kinds (elm, Italian walnut, mahogany and rosewood). Chest of drawers designed in several versions in the period from 1952 to 1955. The new version was produced using original drawings kept in the Gio Ponti Archives. The elmwood frame rests on satin brass feet.

Mandatory wall attachment.

DATASHEET

REGISTERED
DESIGN

2026

D.655.1 - D.655.2
**CHESTS
 OF DRAWERS** –
 GIO PONTI
 1952-55 / 2012

Molteni & C

2—
 2

FINISHES

Marked by hand-painted white drawer fronts with applied handles in various wood kinds (elm, Italian walnut, mahogany and rosewood). The elmwood structure rests on satin brass feet.

TECHNICAL INFORMATION

STRUCTURE, BASE, BACK AND PARTITION
 Panel in multi-layer poplar (*Populus alba*) with sliced Elm veneer (*Ulmus rubra*).

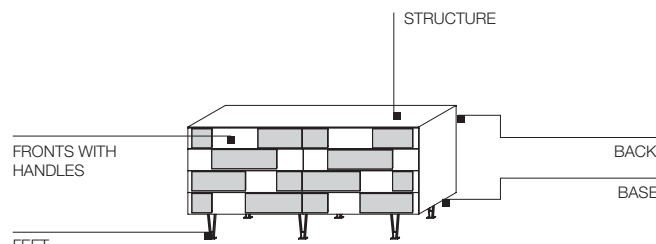
FRONTS WITH HANDLES
 Medium density fibreboard panel. Hand brush painted in white acrylic. Handles in solid abura wood (*Mitragyna Ciliata*) with solid Italian walnut (*Juglans regia*), Elm (*Ulmus rubra*), Rosewood (*machaerium scleroxylon*) and Mahogany (*entandophragma cykindricum*) veneer.

DRAWER INTERIOR SIDES
 In solid toulipier wood (*liriodendron tulipifera*) with sliced Elm veneer.

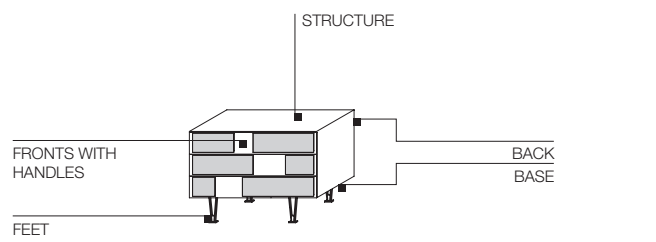
DRAWER INTERIOR BACK
 In multi-layer poplar with sliced Elm veneer.

DRAWER INTERIOR BOTTOM
 Medium density fibreboard panel with sliced Elm veneer.

ADJUSTABLE FEET
 Satin brass with felt for floor placement.



D.655.1



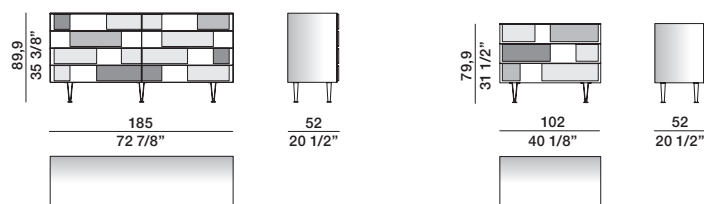
D.655.2

DIMENSIONS

chests of drawers

D.655.1

D.655.2



DATASHEET

REGISTERED
 DESIGN

2026