

Molteni & C

SWEETDREAMS — RON GILAD 2014

1—
3



This design, featuring slender, well-proportioned forms, was deeply inspired by tradition, and the art of cabinet making played an essential role in defining the profile of the high, upholstered headboard and the bedframe supported by tall feet at the sides. The Sweetdreams bed, designed by Ron Gilad and presented in 2013 as a multimedia installation, has joined the Molteni&C collection in 2014. Sweetdreams is an evocative design, focused on transmitting wellness deriving from tranquillity that can draw on our bodies' relaxing, regenerating energies. A bed with a padded slatted base with solid wood legs. A padded headboard which can be fixed to the wall, framed by a solid wood profile.

In case of customer slatted base and/or mattress, check the correspondence of the measurements with the standard ones in the price list.



This symbol shows that the product has removable upholstery. Only qualified personnel can remove the upholstery of some of our products. If this information is pertinent, it will be included in the warnings section.



This symbol shows that the product is available on request in a fire resistant version that complies with the standards BS 5852 and TB 117-2013. The buyer is responsible for checking to make sure that the product is suitable and compliant with the requirements for the designated use and the current applicable laws and standards for the destination and use of the product.

DATASHEET

REGISTERED
DESIGN

IX.2021

moltenigroup.com

Dimensions in centimeters and inches. The right to discontinue and make changes is reserved. This information is based on the latest product information available at the time of printing.

FINISHES

HEADBOARD STRUCTURE - FEET FINISHES

eucalyptus - American walnut - graphite oak - grey oak - black oak

TECHNICAL INFORMATION

HEADBOARD STRUCTURE

Solid wood frame of Oak (Quercus) black Oak, grey Oak, graphite Oak finishes; of Toulipier (Liriodendron tulipifera) for Eucalyptus finish; of American walnut (Juglans nigra) for American walnut finish. Chipboard panel.

HEADBOARD PADDING

Shaped polyurethane foam and cover in bonded velveteen.

FEET

Solid wood of Oak black Oak, grey Oak, graphite Oak finishes; of Toulipier for Eucalyptus finish; of American walnut for American walnut finish.

BEDFRAME STRUCTURE

MDF panels.

BEDFRAME PADDING

Shaped polyurethane foam and cover in bonded velveteen.

REMOVABLE OUTER COVERS

(See attached label, specific for each cover).

ADJUSTABLE BASE SUPPORT

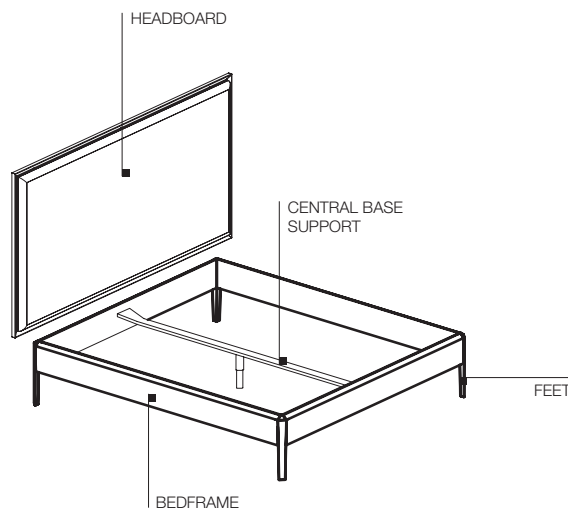
Tropicalised metal with soft PVC cover.

CENTRAL BASE SUPPORT

Painted metal.



AVAILABLE IN FIRE-RESISTANT
VERSION TB117 AND BS5852



DATASHEET

REGISTERED
DESIGN

IX.2021

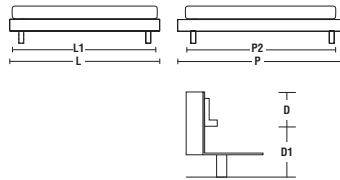
DIMENSIONS

Notes

- ▶ Depth 210 cm (internal dimension) is available, on request, on SLE16T-SLE17T- SLE18T-SLE20T.
- ▶ Specific brackets are provided to mount the bed headboard on the wall, but a kit of wall anchors is not provided because the appropriate fasteners must be defined by the dealer for each installation on the basis of the type of material used to make the wall and the structure of the wall.

Molteni & C

3—
3

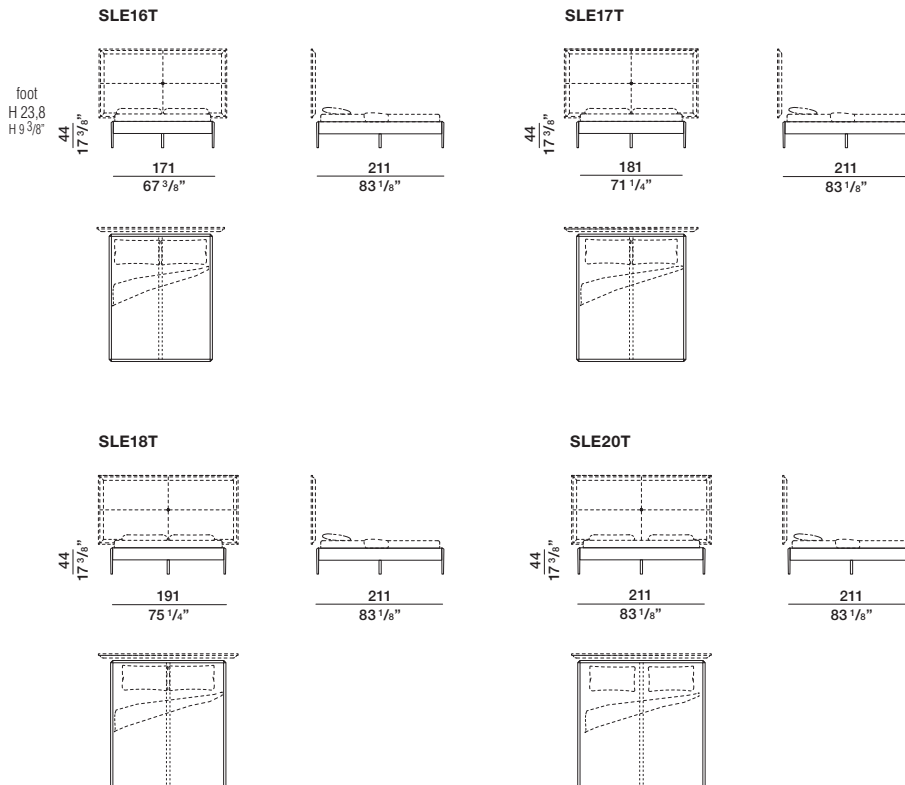


	INNER DIMENSIONS		OUTER DIMENSIONS		D / D1 Space for insertion of the slatted base
	L1 Width	P2 Length	L Width	P Length	
SLE16T	160 63"	200 78 3/4" <small>standard model *</small>	171 67 3/8" <small>standard model *</small>	211 83" <small>standard model *</small>	5,7 / 38,3 2 1/4" / 15 1/8" 8,1 / 35,9 3 1/4" / 14 1/8" 10,4 / 33,6 4 1/8" / 13 1/4" 12,8 / 31,2 5" / 12 1/4"
SLE17T	170 66 7/8"	200 78 3/4" <small>standard model *</small>	181 71 1/4" <small>standard model *</small>	211 83" <small>standard model *</small>	
SLE18T	180 70 7/8"	200 78 3/4" <small>standard model *</small>	191 75 1/4" <small>standard model *</small>	211 83" <small>standard model *</small>	
SLE20T	200 78 3/4"	200 78 3/4" <small>standard model *</small>	211 83" <small>standard model *</small>	211 83" <small>standard model *</small>	
		* 210 on request 82 3/4"		* 221 on request 87"	

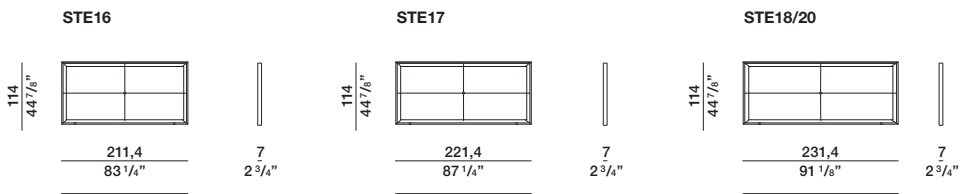
bedframe with central support

Technical notes:

QS and KS versions available in special measure



headboard



Technical notes:
 headboard QS =
 headboard STE16
 headboard KS =
 headboard STE18/20

DATASHEET

REGISTERED
DESIGN

IX.2021